



SPRING/SUMMER 2017

RUN


BUYER'S GUIDE





WHERE WE DREAM

We run. We ride. We tackle trails, roads, triathlons and mountaintops. We breathe deep in the shallow air, savoring the majesty of our mountain home. We live, work and play in Colorado, testing our limits and dreaming up designs to enhance your active adventures, everywhere. We are Pearl Izumi. And we are here for YOU.





CHAMPION TEAM

400 MEMBERS – 48 STATES

...and counting

They tackle records and brave their bucket lists. They run, ride, tri, educate and inspire, 365 days a year. They endure and enjoy. And they laugh. A lot.

They call themselves AMBADORS – because they're dead set on removing the ASS from AMBASSADOR. They love Pearl Izumi. And we love them even more.

We call them our family, our fuel, our solid gold. We call them our CHAMPIONS.

View a collection of Champions Team Love Letters at bit.ly/PILove.





BioViz™

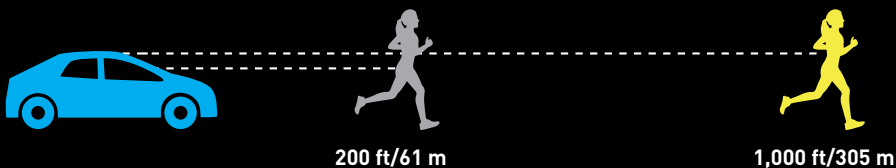
Look at running apparel today and you might wonder whether you're in an 80s time warp. But there's a big difference between trend and intention, and that's where our neon comes into play. For us, high-visibility running gear has always been about safety. And today, with more distracted motorists on the road, being seen is more important than ever. We've stepped up our visibility game, resulting in Pearl Izumi BioViz™, a system that leverages human biology to stimulate drivers in three ways.



1

TRUE FLUORESCENT COLORS

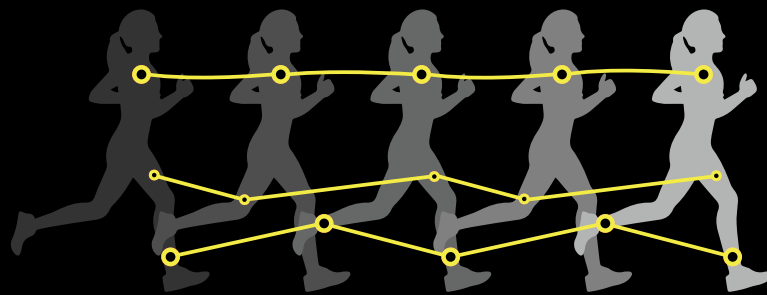
Fluorescents, like our iconic Screaming Yellow, actually convert invisible UV light into additional visible light. Typical colors reflect a maximum of 90% of light vs. 200-300% for a fluorescent color. The fluorescent glow increases perception distance five times over standard colors, so drivers can see you from much farther away.



2

BIOMOTION

Biomotion refers to our brain's ability to recognize patterns of movement from limited information, especially related to human movement. By placing high-quality reflective markers in strategic locations, the reflective points in motion work together to identify you as a human running along the road to a driver – faster. The illuminated motion created by these coordinated points is far more noticeable than garments that are completely covered with lower quality reflective elements, reflective thread or dots.



3

CONTRAST

Our brains are wired to notice graphic patterns, so by breaking up high-visibility colors with blocks of contrasting colors we can catch a driver's eye even more quickly and effectively.





SCREAMING YELLOW

SCREAMING PINK

SCREAMING GREEN

THREE ZONES WORK TOGETHER

STATIC ●

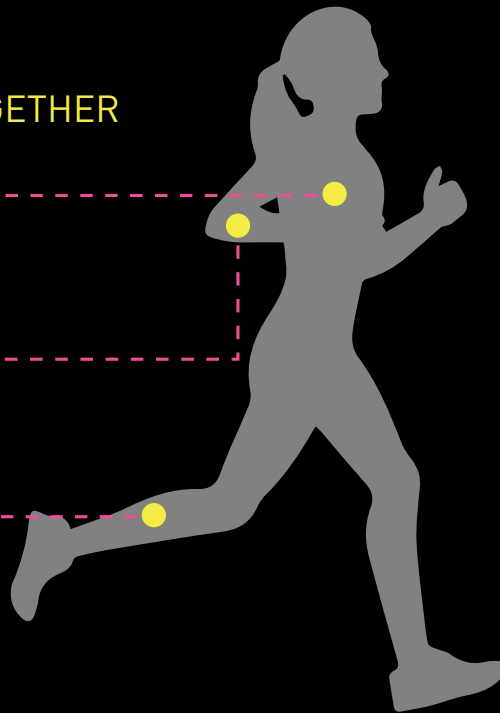
Provides a steady reference point

TEMPO ●

Creates rhythmic motion

FLICKER ●

Adds quick, dynamic movement



DON'T TRUST YOUR CAMERA



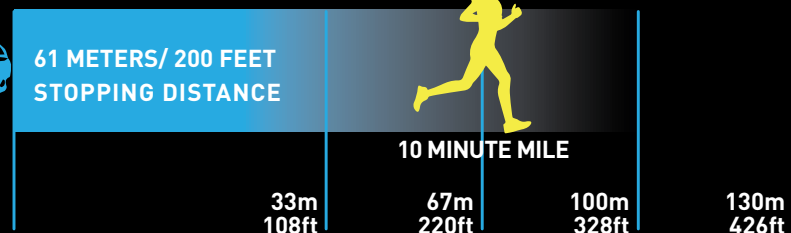
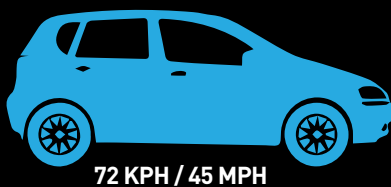
Evaluating a garment's reflectivity with a camera flash is common yet misleading because it doesn't take distance, the runner in motion or the environment into account. On the open road, many reflective solutions reveal themselves as gimmicks, providing very little actual reflective performance at only half of our standard distance.

SO, HOW MUCH DISTANCE DOES A DRIVER NEED TO REACT SAFELY?

No visibility standards exist for running, so we made some assumptions and did a little math.

We set our visibility minimum standard at 67 meters, based on the fastest closing rate a driver would typically encounter a runner on the road, allowing ample time for evasive action.

Then we tested our apparel in real world conditions. Because if visibility only works with a camera flash, we don't trust it on our backs.





PURSUIT

ENGINEERED TO CHASE YOUR GOALS



ESCAPE
DESIGNED FOR YOUR ADVENTURE

WOMEN'S ESCAPE SPORT TANK



NEW

Run, hike, bike and explore in trendsetting style, blending confident coverage with sexy crisscross bra straps and a peek-a-boo mesh back.



MEN'S ESCAPE SHORTS



NEW

Inspired by surf yet designed to run, this all-new shell short takes you anywhere active in cool 4-way stretch comfort. Available in 8" and 10" inseams.



EVOLUTION.



2013

**INTRODUCTION OF PROJECT E:MOTION®
AND VERSION 1 OF THE ROAD N2**



2014

ROAD N2 v2

Since pioneering Pearl Izumi's running footwear in 2003, we've evolved the look, feel and function every season. Now, we unveil our next revolution for your run. With our 2017 road lineup, we eliminated every shred of excess material and sourced all-new featherweight foam, resulting in shoes that are unbelievably light, slick with speed and plusher than you dare imagine.

THEN REVOLUTION.



2016
ROAD N2 v3



2017
ROAD N2 v4
THE REVOLUTION!

**MAKING YOUR NEXT RUN REVOLUTIONARILY
LIGHTER, FASTER & SMOOTHER THAN EVER BEFORE.**

SMOOTH TO THE MAX

With our run footwear we honed in on that singular, simple, yet oh-so-important ideal, to deliver the smoothest running experience possible. It's not just about a midsole made for perpetual motion, energy-returning heel and forefoot foam or an industry-leading seamless upper (though we're sure proud of the ones we've designed). It's about the total package, the fusion of technology and function that delivers a fluid, responsive, ridiculously sublime ride.

The forward-driving, intuitive flow of Pearl Izumi footwear makes running feel, dare we say it, almost effortless, allowing you to run fresher, further. From our lightest-weight racing flats to our most stable road and trail training shoes, we offer the perfect package for every runner, including the one in you.

PEARL IZUMI 2017 FOOTWEAR

MIDSOLE THICKNESS



MINIMAL CUSHIONING

Heel Thickness: 16mm

1

MODERATE CUSHIONING

Heel Thickness: 22mm

2

SUBSTANTIAL CUSHIONING

Heel Thickness: 26mm

3

MAXIMUM CUSHIONING

Heel Thickness: 30mm

ROAD

	N NEUTRAL	M MID-FOOT STABILITY	H REAR-FOOT STABILITY
NØ v2 ♂  ♀ 			
N1 v2 ♂  ♀ 			
N2 v4 ♂  ♀ 	M2 v4 ♂  ♀ 		
N3 v2 ♂  ♀ 	M3 v3 ♂  ♀ 	H3 v3 ♂  ♀ 	

FOOTWEAR technology

SEAMLESS UPPER TECHNOLOGY


Adds lightweight structure and upper integrity for a foot conforming fit.

DYNAMIC OFFSET MIDSOLE

Delivers a smooth running experience with a continuously changing offset as the foot transitions from initial contact through push-off. This innovative midsole design creates a natural motion for the foot to create a smooth, no-slap transition.

BioViz™

Reflective tongue mesh, laces and heel area elements keep runners safe and seen in low-light conditions.

TRAIL		TRI	OFFSET
N NEUTRAL	M MID-FOOT STABILITY	N NEUTRAL	The difference between the heel stack height and the ball of the foot stack height (includes midsole and outsole).
			1mm
		N1 v2 ♂  ♀ 	1mm
N2 v3 ♂  ♀ 	M2 v3 ♂  ♀ 	N2 v2 ♂  ♀ 	4mm
N3 ♂  ♀ 			4mm



NEUTRAL RACE ROAD NØ v2

MSRP \$100

The Road NØ v2 is our lightest weight race-ready road shoe, striking the ideal sweet spot between cushioning and connection to the ground.

- Outsole combines outsole-grade EVA with blown rubber in forefoot for traction, durability and a lively feel
- Dynamic Offset: 1mm at initial contact to 4.5mm at mid-stance
- Heel Stack Height: 16mm (includes midsole and outsole)

16216001 WOMEN'S ROAD NØ v2



SIZES: 5-11 IN ½ SIZES, SIZE 12
WEIGHT: 5.4oz/154g (SIZE 8)



AQUA MINT / WHITE - 5BT



SILVER / CLEMENTINE - 5BU

16116001 MEN'S ROAD NØ v2



SIZES: 7-13 IN ½ SIZES, SIZE 14
WEIGHT: 6.0oz/170g (SIZE 9)



RED ORANGE / WHITE - 5BN



SHADOW GREY / LIME PUNCH - 4SM



NEUTRAL RACE ROAD N1 v2

MSRP \$115

Lightweight and buttery-smooth underfoot, the Road N1 v2 is the shoe you'll reach for to tackle your next tempo workout or race day PR.

- 1:1 Energy Foam in forefoot cushions upon impact and returns energy back to the runner during propulsion
- Dynamic Offset: 1 mm at initial contact to 4.5mm at mid-stance
- Heel Stack Height: 19mm (includes midsole, outsole and EVA strobel board)

16215001 WOMEN'S ROAD N1 v2



SIZES: 5-11 IN ½ SIZES, SIZE 12
WEIGHT: 7.4oz/209g (SIZE 8)



BLACK / SCREAMING PINK - 4SD



SILVER / DEEP INDIGO - 5BV



AQUA MINT / LIME PUNCH - 5BW

LIMITED
AVAILABILITY

16115001 MEN'S ROAD N1 v2



SIZES: 7-13 IN ½ SIZES, SIZE 14
WEIGHT: 8.3oz/235g (SIZE 9)



BLACK / FOUNTAIN BLUE - 23Z



FOUNTAIN BLUE / SCREAMING GREEN - 5HE



SHADOW GREY / LIME PUNCH - 4SM

LIMITED
AVAILABILITY

NEUTRAL TRAINING ROAD N2 v4 NEW

MSRP \$125

Our best-selling shoe, designed to make “lighter, smoother, faster” your road running mantra.

- NEW Seamless Upper Technology adds lightweight structure and upper integrity for a foot conforming fit
- NEW dynamic offset-shaped midsole has been biomechanically tuned to create the smoothest under foot experience to date
- OCTANE EVA is a NEW lightweight, durable midsole compound that delivers a soft and energetic feeling to your run
- 1:1 Energy Foam in heel cushions upon initial ground impact
- Blown rubber in the forefoot and carbon rubber in the crash pad combine for premium cushioning and abrasion resistance
- Dynamic Offset: 4mm at initial contact to 7.5mm at mid-stance
- Heel Stack Height: 26mm (includes midsole, outsole and EVA strobel board)



16217003 WOMEN'S ROAD N2 v4



SIZES: 5-11 IN ½ SIZES, SIZE 12
WEIGHT: 7.7oz/219g (SIZE 8)



SCREAMING PINK / BLACK - 5EW



SKYLIGHT / BLUE STEEL PARQUET - 50M

16117003 MEN'S ROAD N2 v4



SIZES: 7-13 IN ½ SIZES, SIZE 14
WEIGHT: 8.7oz/246g (SIZE 9)



BLACK / SCREAMING YELLOW - 06Z



BLUE DEPTHS / BEL AIR BLUE - 5MJ

NEUTRAL TRAINING ROAD N3 v2 NEW

MSRP \$135

Nimble, lightweight and oh-so plush, ideal for the high-mileage neutral runner or anyone wanting a responsive recovery shoe.

- NEW Seamless Upper Technology adds lightweight structure and upper integrity
- Rim and core midsole construction puts layer of soft 1:1 Energy Foam underneath entire foot for a plush, yet responsive ride
- Blown rubber in the forefoot and carbon rubber in the crash pad combine for premium cushioning and abrasion resistance
- Dynamic Offset: 4mm at initial contact to 7.5mm at mid-stance
- Heel Stack Height: 30mm (includes midsole, outsole and EVA strobel board)



16217005 WOMEN'S ROAD N3 v2



SIZES: 5-11 IN ½ SIZES, SIZE 12
WEIGHT: 9.2oz/261g (SIZE 8)



BLACK / SHADOW GREY - 2FJ



DAZZLING BLUE / ECLIPSE BLUE - 50R

16117005 MEN'S ROAD N3 v2



SIZES: 7-13 IN ½ SIZES, SIZE 14
WEIGHT: 10.2oz/289g (SIZE 9)



BLACK / TRUE RED - 2FK



BLACK / LIME PUNCH - 4TZ

MID-FOOT PRONATION STABILITY ROAD M2 v4 NEW

MSRP \$130



Light, lithe and stable, all in the same package and perfect for the mild over-pronator.

- NEW Seamless Upper Technology adds lightweight structure and upper integrity for a foot conforming fit
- NEW dynamic offset-shaped midsole has been biomechanically tuned to create the smoothest under foot experience to date
- High-density post at the medial mid-foot is engineered for moderate pronation control
- OCTANE EVA is a NEW lightweight, durable midsole compound that delivers a soft and energetic feeling to your run
- 1:1 Energy Foam in heel cushions upon initial ground impact
- Blown rubber in the forefoot and carbon rubber in the crash pad combine for premium cushioning and abrasion resistance
- Dynamic Offset: 4mm at initial contact to 7.5mm at mid-stance
- Heel Stack Height: 26mm (includes midsole, outsole and EVA strobil board)

16217004
WOMEN'S ROAD M2 v4
SIZES: 5-11 IN ½ SIZES, SIZE 12
WEIGHT: 7.8oz/222g (SIZE 8)



16117004
MEN'S ROAD M2 v4
SIZES: 7-13 IN ½ SIZES, SIZE 14
WEIGHT: 9.0oz/256g (SIZE 9)



POPPY RED / DIVA PINK - 50P



SKYLIGHT / ATLANTIS - 50Q



MONUMENT / LIME PUNCH - 50O



ORANGE.COM / OJ - 50N

MID-FOOT PRONATION STABILITY ROAD M3 v3 NEW

MSRP \$140



Light and lean, yet designed for mid-level stability and support, this shoe rewrites the rules of running comfort.

- NEW Seamless Upper provides support and structure in a lightweight, seam-free package
- NEW dynamic offset-shaped midsole features our most cushioned midsole platform and is biomechanically tuned for mid-foot over pronation
- Rim and core midsole construction puts layer of soft 1:1 Energy Foam underneath entire foot for a plush, yet responsive ride
- High-density post at the medial mid-foot is engineered for moderate pronation control
- Blown rubber in the forefoot and carbon rubber in the crash pad combine for premium cushioning and abrasion resistance
- Dynamic Offset: 4mm at initial contact to 7.5mm at mid-stance
- Heel Stack Height: 30mm (includes midsole, outsole and EVA strobil board)

16217006
WOMEN'S ROAD M3 v3
SIZES: 5-11 IN ½ SIZES, SIZE 12
WEIGHT: 9.3oz/263g (SIZE 8)



16117006
MEN'S ROAD M3 v3
SIZES: 7-13 IN ½ SIZES, SIZE 14
WEIGHT: 10.5oz/297g (SIZE 9)



DAZZLING BLUE / PINK GLO - 50T



SKYLIGHT / BLUE STEEL PARQUET - 50M



BLACK / BEL AIR BLUE - 5KS



MONUMENT / SHADOW GREY - 50S

REAR-FOOT PRONATION STABILITY ROAD H3 v3

NEW

MSRP \$145

Lightweight luxury and understated support come together in a stability shoe that delivers endless smooth, supple speed.

- NEW Seamless Upper provides support and structure in a lightweight, seam-free package
- NEW Dynamic offset-shaped midsole features our most cushioned midsole platform and is biomechanically tuned for rear-foot over-pronation
- New rim and core midsole construction puts a layer of soft and plush feeling EVA under the entire foot
- High-density post at the medial heel through mid-foot is engineered for maximum pronation control
- Blown rubber in the forefoot and carbon rubber in the crash pad combine for premium cushioning and abrasion resistance
- Dynamic Offset: 4mm at initial contact to 7.5mm at mid-stance
- Heel Stack Height: 30mm (includes midsole, outsole and EVA strobel board)



16217007 WOMEN'S ROAD H3 v3



SIZES: 5-11 IN ½ SIZES, SIZE 12
WEIGHT: 9.4oz/267g (SIZE 8)



ATLANTIS / ECLIPSE BLUE - 50W



ECLIPSE BLUE / SKYLIGHT - 50X

16117007 MEN'S ROAD H3 v3



SIZES: 7-13 IN ½ SIZES, SIZE 14
WEIGHT: 10.6oz/300g (SIZE 9)



BLACK / TRUE RED - 2FX



SHADOW GREY / MONUMENT - 50V



NEUTRAL TRAINING TRAIL N2 v3

MSRP \$125

A perfect package of ultra-run approved comfort and control to tackle the most treacherous terrain.

- Seamless Upper delivers improved mid-foot fit and the Anatomical Forefoot Shape allows for natural forefoot splay and foot swelling
- ESS forefoot rock plate protects feet against stone bruising and rock push-through
- Aggressive, multi-directional carbon rubber outsole offers superb traction and abrasion resistance
- Dynamic Offset: 4mm at initial contact to 7.5mm at mid-stance
- Heel Stack Height: 27.5mm (includes midsole, outsole and EVA strobel board)



16216013 WOMEN'S TRAIL N2 v3



SIZES: 5-11 IN ½ SIZES, SIZE 12
WEIGHT: 9.4oz/266g (SIZE 8)



NEW COLOR

MIST GREEN / ECLIPSE BLUE - 50I



ENAMEL BLUE / AQUA MINT - 56W



PURPLE WINE / SMOKED PEARL - 59Y

16116013 MEN'S TRAIL N2 v3



SIZES: 7-13 IN ½ SIZES, SIZE 14
WEIGHT: 10.5oz/297g (SIZE 9)



NEW COLOR

TIBETAN RED / RED ORANGE - 50Y



AMAZON / LIME - 56U



BLUE DEPTHS / SMOKED PEARL - 5HP



SHADOW GREY / BLACK - 2IP



MID-FOOT PRONATION STABILITY TRAIL M2 v3

MSRP \$130

The updated Trail M2 v3 pairs speed and stability in perfect unison in a performance model designed for the mild over-pronator.

- Seamless Upper delivers improved mid-foot fit and the Anatomical Forefoot Shape allows for natural forefoot splay and foot swelling
- Bi-lateral mid-foot posts are trail-tuned to keep feet on top of the midsole platforms in technical terrain
- ESS forefoot rock plate protects feet against stone bruising and rock push-through
- Aggressive, multi-directional carbon rubber outsole offers superb traction and abrasion resistance
- Dynamic Offset: 4mm at initial contact to 7.5mm at mid-stance
- Heel Stack Height: 27.5mm (includes midsole, outsole and EVA strobel board)

16216015 WOMEN'S TRAIL M2 v3



SIZES: 5-11 IN ½ SIZES, SIZE 12
WEIGHT: 9.6oz/272g (SIZE 8)



SMOKED PEARL / BRIGHT ROSE - 5HS

BLUE STEEL / ATLANTIS - 50J

DEEP INDIGO / BLACK - 5HR

16116015 MEN'S TRAIL M2 v3



SIZES: 7-13 IN ½ SIZES, SIZE 14
WEIGHT: 10.7oz/303g (SIZE 9)



BLACK / SHADOW GREY - 2FJ

ECLIPSE BLUE / BLUE MIST - 5JR

SHADOW GREY / GRENADINE - 5EU



NEUTRAL TRAINING TRAIL N3

MSRP \$135

An ultra runner's dream shoe that feels like heaven underfoot, mile upon mile upon mile.

- Seamless Upper delivers improved mid-foot fit and the anatomical forefoot shape allows for natural forefoot splay and foot swelling
- 1:1 Energy Foam rim & core midsole construction puts soft cushioning under your entire foot
- ESS forefoot rock plate protects feet against stone bruising and rock push-through
- Aggressive, multi-directional carbon rubber outsole offers superb traction and abrasion resistance
- Dynamic Offset: 4mm at initial contact to 7.5mm at mid-stance
- Heel Stack Height: 30mm (includes midsole, outsole and EVA strobel board)

16216016 WOMEN'S TRAIL N3



SIZES: 5-11 IN ½ SIZES, SIZE 12
WEIGHT: 9.7oz/275g (SIZE 8)



COOL GREY / ALLIUM - 50K

PURPLE WINE / CLEMENTINE - 4YW

SMOKED PEARL / AQUA MINT - 5HC

16116016 MEN'S TRAIL N3



SIZES: 7-13 IN ½ SIZES, SIZE 14
WEIGHT: 10.8oz/306g (SIZE 9)



CITRON / SHADOW GREY - 50Z

BLACK / SHADOW GREY - 2FJ

BLUE DEPTHS / LIME PUNCH - 5HQ

NEUTRAL RACE TRI N1 v2

MSRP \$125

Built for the short-course specialist blazing a light and fast path to the podium, the Tri N1 v2 delivers performance when it counts.

- Sock-like upper construction and integrated quick lacing system promote lightning fast transitions
- 1:1 Energy Foam in forefoot cushions upon impact and returns energy back to the runner during propulsion
- Blown rubber in the forefoot and carbon rubber in the crash pad combine for premium cushioning and abrasion resistance
- Dynamic Offset: 1mm at initial contact to 4.5mm at mid-stance
- Heel Stack Height: 22mm (includes midsole, outsole and EVA strobrel board)



16215004 WOMEN'S TRI N1 v2



SIZES: 5-11 IN SIZES, SIZE 12
WEIGHT: 8.1oz/229g (SIZE 8)



CLEMENTINE / ROUGE RED - 5CH

16115004 MEN'S TRI N1 v2



SIZES: 7-13 IN SIZES, SIZE 14
WEIGHT: 9.1oz/259g (SIZE 9)



LIME PUNCH / BLACK - 4XH

NEUTRAL TRAINING TRI N2 v2

MSRP \$130

Designed to go the distance and meet the cruel demands of a course like Kona, you'll be poised for peak performance in the Tri N2 v2.

- Sock-like upper construction and integrated quick lacing system promote lightning fast transitions
- 1:1 Energy Foam in forefoot cushions upon impact and returns energy back to the runner during propulsion
- 1:1 Energy Foam in heel cushions upon initial ground impact
- Blown rubber in the forefoot and carbon rubber in the crash pad combine for premium cushioning and abrasion resistance
- Dynamic Offset: 4mm at initial contact to 7.5mm at mid-stance
- Heel Stack Height: 26mm (includes midsole, outsole and EVA strobrel board)



16215005 WOMEN'S EM TRI N2 v2



SIZES: 5-11 IN SIZES, SIZE 12
WEIGHT: 9.0oz/255g (SIZE 8)



SKY BLUE / AQUA MINT - 5CB

16115005 MEN'S EM TRI N2 v2



SIZES: 7-13 IN SIZES, SIZE 14
WEIGHT: 10.0oz/384g (SIZE 9)



RED ORANGE / LIME PUNCH - 4XV

S17 RUN FOOTWEAR

ROAD
TRAIL
TRI

MEN'S

NØ v2 16116001 \$100



RED ORANGE / WHITE - 5BN



SHADOW GREY / LIME PUNCH - 4SM

N1 v2 16115001 \$115



FOUNTAIN BLUE / SCREAMING GREEN - 5HE



BLACK / FOUNTAIN BLUE - 232



SHADOW GREY / LIME PUNCH - 4SM

LIMITED AVAILABILITY

N2 v4 ^{NEW} 16117003 \$125



BLACK / SCREAMING YELLOW - 062



BLUE DEPTHS / BEL AIR BLUE - 5MJ

N3 v2 ^{NEW} 16117005 \$135



BLACK / TRUE RED - 2FK



BLACK / LIME PUNCH - 4TZ

M2 v4 ^{NEW} 16117004 \$130



MONUMENT / LIME PUNCH - 500



ORANGE.COM / OJ - 50N

M3 v3 ^{NEW} 16117006 \$140



BLACK / BEL AIR BLUE - 5KS



MONUMENT / SHADOW GREY - 50S

H3 v3 ^{NEW} 16117007 \$145



BLACK / TRUE RED - 2FK



SHADOW GREY / MONUMENT - 50V

N2 v3 16116013 \$125



TIBETAN RED / RED ORANGE - 50Y



AMAZON / LIME - 5GU



BLUE DEPTHS / SMOKED PEARL - 5HP



SHADOW GREY / BLACK - 2IP

M2 v3 16116015 \$130



ECLIPSE BLUE / BLUE MIST - 5JR



SHADOW GREY / GRENADINE - 5EU



BLACK / SHADOW GREY - 2FJ

N3 16116016 \$135



CITRON / SHADOW GREY - 50Z



BLACK / SHADOW GREY - 2EJ



BLUE DEPTHS / LIME PUNCH - 5HQ

N1 v2 16115004 \$125



LIME PUNCH / BLACK - 4XH

N2 v2 16115005 \$130



RED ORANGE / LIME PUNCH - 4XV

PEARL IZUMI 101 S. TAYLOR AVE., LOUISVILLE, CO 80027
PRICES SUBJECT TO CHANGE. ©2016 ALL RIGHTS RESERVED

WOMEN'S

NØ v2

16216001 \$100



AQUA MINT / WHITE - 5BT



SILVER / CLEMENTINE - 5BU

N1 v2

16215001 \$115



BLACK / SCREAMING PINK - 4SD



SILVER / DEEP INDIGO - 5BV



AQUA MINT / LIME PUNCH - 5BW

LIMITED AVAILABILITY

N2 v4

NEW

16217003 \$125



SCREAMING PINK / BLACK - 5EW



SKYLIGHT / BLUE STEEL PARQUET - 50M

N3 v2

NEW

16217005 \$135



BLACK / SHADOW GREY - 2FJ



DAZZLING BLUE / ECLIPSE BLUE - 50R

M2 v4

NEW

16217004 \$130



POPPY RED / DIVA PINK - 50P



SKYLIGHT / ATLANTIS - 50Q

M3 v3

NEW

16217006 \$140



DAZZLING BLUE / PINK GOLD - 50T



SKYLIGHT / BLUE STEEL PARQUET - 50M

H3 v3

NEW

16217007 \$145



ATLANTIS / ECLIPSE BLUE - 50W



ECLIPSE BLUE / SKYLIGHT - 50X

N2 v3

NEW COLOR

16216013 \$125



MIST GREEN / ECLIPSE BLUE - 50I



PURPLE WINE / SMOKED PEARL - 56Y



ENAMEL / AQUA MINT - 5GW

M2 v3

NEW COLOR

16216015 \$130



BLUE STEEL / ATLANTIS - 50J



SMOKED PEARL / BRIGHT ROSE - 5HS



DEEP INDIGO / BLACK - 5HR

N3

NEW COLOR

16216016 \$135



COOL GREY / ALLIUM - 50K



PURPLE WINE / CLEMENTINE - 4YW



SMOKED PEARL / AQUA MINT - 5HC

N1 v2

16215004 \$125



CLEMENTINE / ROUGE RED - 5CH

N2 v2

16215005 \$130



SKY BLUE / AQUA MINT - 5CB



LAYERED TO PERFECTION

Spring. Summer. Spoiled by sunshine and the promise of warm, perfect weather. But don't forget those caught-off-guard chilly mornings. Random wind and rainstorms. Scorching temperatures without a speck of shade. Anything goes this time of year, and we have a style solution for every type of weather – from ultra-light UPF sun covers to minimalist racer-backs, lightweight capris to leg-baring short shorts, wind-busting barriers to sweat-battling baselayers. Packed with innovation and engineered to perform, Pearl Izumi helps you tackle the roads and trails with confidence and the exact coverage you need.

WELCOME TO 2017.



* HOT WEATHER

12221601 - 50G W Pursuit Singlet
12211601 - 5JD W Pursuit 4.5" Short

* HOT WEATHER

12221703 - 5JK W Escape Sport Tank
12211502 - 5LX W Flash Short Tight Print



☀️ WARM WEATHER

12221602 - 4E0 W Pursuit SS
12211602 - 021 W Pursuit 3" Short



☀️ WARM WEATHER

12221704 - 5JM W Escape Singlet
12211604 - 5JP W Escape Skort
12221605 - 5JP W Escape Shrug



* COOL WEATHER

12221705 - 5JM W Escape LS
12211512 - 5JO W Flash ¾ Tight



* COOL WEATHER

12221706 - 5JK W Escape Hoody
12211503 - 5LX W Flash ¾ Tight Print



❄️ COLD WEATHER

- 12221601 - 5EW W Pursuit Singlet
- 12211508 - 5MD W Fly ¾ Tight
- 12231602 - 4ZO W Pursuit Barrier LT Hoody

❄️ COLD WEATHER

- 12221704 - 5JN W Escape Singlet
- 12221614 - 5FF W Escape Thermal Full Zip
- 12211503 - 5LX W Flash ¾ Tight Print

MSRP \$40



12221601 W PURSUIT SINGLET

Slinky performance fabric pairs with cooling mesh panels in this barely there singlet.

- Lightweight Transfer Dry fabric with Icefil® treatment provides superior moisture transfer and added cooling
- Strategically placed mesh for ventilation
- Added reflectivity for enhanced visibility

XS-XL SEMI-FORM FIT

Body: 100% polyester
Splice: 88% polyester 12% elastane



ATLANTIS / ATOMIC RED - 50G



DAZZLING BLUE / SCREAMING YELLOW - 4E0

SMOKED PEARL / ATLANTIS - 50H

SCREAMING PINK / BLACK - 5EW

MSRP \$45



12221602 W PURSUIT SS

Speed-inspired design in a must-have basic to help you push for that PR.

- Lightweight Transfer Dry fabric with Icefil® treatment provides superior moisture transfer and added cooling
- Strategically placed mesh for ventilation
- Added reflectivity for enhanced visibility

XS-XL SEMI-FORM FIT

Body: 100% polyester
Splice: 88% polyester 12% elastane



DAZZLING BLUE / SCREAMING YELLOW - 4E0



ATLANTIS / ATOMIC RED - 50G

BLACK / ATLANTIS - 5JD

SCREAMING PINK / BLACK - 5EW

12221604
W PURSUIT ENDURANCE SS

MSRP \$55



Distance-driven styling and details let you run forever—and perform your best.

- Lightweight Transfer Dry fabric with Icefil® treatment provides superior moisture transfer and added cooling
- Strategically placed mesh for ventilation
- Added reflectivity for enhanced visibility
- Center front zipper for quick core ventilation
- Sleeve pocket for each access storage

XS-XL FORM FIT

Body: 100% polyester
Splice: 88% polyester 12% elastane



SCREAMING PINK /
BLACK - 5EW



DAZZLING BLUE / BLACK - 4GB

12221603
W PURSUIT LS

MSRP \$65



An essential layering piece for early morning speed sessions or sun protection for ray-soaked runs.

- Lightweight Transfer Dry fabric with Icefil® treatment provides superior moisture transfer and added cooling
- Internal fist mitts seal in warmth
- Strategically placed mesh for ventilation
- Added reflectivity for enhanced visibility
- Center front zipper for quick core ventilation

XS-XL SEMI-FORM FIT

Body: 100% polyester
Splice: 88% polyester 12% elastane



ATLANTIS / ATOMIC RED - 50G



BLACK / ATLANTIS - 5JD



DAZZLING BLUE /
SCREAMING YELLOW - 4EO



SCREAMING PINK /
BLACK - 5EW

MSRP \$50



**12211601
W PURSUIT 3" SHORT**

Reach your ultimate goal in ultimate comfort and minimalist style.



BLACK - 021

- Transfer Dry 4-way stretch fabric provides optimal moisture transfer and stretch with superior hand feel
- Flattering wide waistband
- Envelope back pocket to store your key, food, phone or music
- Transfer Dry built-in liner
- Added reflectivity for enhanced visibility
- 3" inseam (size medium)

XS-XL SEMI-FORM FIT

Main Body: 86% polyester 14% elastane
Liner: 88% polyester 12% elastane
Waistband: 92% polyester 8% elastane



BLACK / DAZZLING BLUE - 4DU

MSRP \$50



**12211602
W PURSUIT 4.5" SHORT**

Buttery-soft fabric, a flattering wide waistband and an ideal length to log mile upon mile.



BLACK / ATLANTIS - 5JD

- Transfer Dry 4-way stretch fabric provides optimal moisture transfer and stretch with superior hand feel
- Flattering wide waistband
- Envelope back pocket to store your key, food, phone or music
- Transfer Dry built-in liner
- Added reflectivity for enhanced visibility
- 4.5" inseam (size medium)

XS-XL SEMI-FORM FIT

Main Body: 86% polyester 14% elastane
Liner: 88% polyester 12% elastane
Waistband: 92% polyester 8% elastane



BLACK / DAZZLING BLUE - 4DU



BLACK - 021

MSRP \$55



**12211603
W PURSUIT 6" SHORT**

Sweat like you mean it in this subtly detailed short designed to fit and flatter every female.



BLACK / DAZZLING BLUE - 4DU

- Transfer Dry 4-way stretch fabric provides optimal moisture transfer and stretch with superior hand feel
- Flattering wide waistband
- Envelope back pocket to store your key, food, phone or music
- Transfer Dry built-in liner
- Added reflectivity for enhanced visibility
- 6" inseam (size medium)

XS-XL SEMI-FORM FIT

Main Body: 86% polyester 14% elastane
Liner: 88% polyester 12% elastane
Waistband: 92% polyester 8% elastane



BLACK - 021

12211501
W FLY ENDURANCE SHORT

MSRP \$60



Stay fuel belt and hands-free for a self-supported adventure that lasts as long as you dare.

- Transfer Dry 4-way stretch fabric provides optimal moisture transfer and stretch with superior hand feel
- 1:1 Gel Flask Pocketing System secures nutrition in an anatomic position to conform perfectly to the body in motion (patent pending)
- Elasticized waistband with flat stretch drawcord for unrestricted belly breathing
- Zippered back pocket for additional storage
- Added reflectivity for enhanced visibility
- 4" inseam (size medium)

XS-XL SEMI-FORM FIT

Main Body: 84% polyester 16% elastane
Mesh: 100% polyester
Liner: 88% polyester 12% elastane



BLACK - 021

12211706 **NEW**
W ESCAPE SHORT

MSRP \$55



Run, hike, paddle and play in a short designed to tick the boxes on your warm weather bucket list.

- Transfer Dry 4-way stretch fabric provides optimal moisture transfer and stretch with superior hand feel
- Flattering wide waistband
- Zipper back pocket to store your key, food, phone or music
- Slash hand pockets
- No liner
- 4" inseam (size medium)

XS-XL SEMI-FORM FIT

Main Body: 100% polyester



BLACK PARQUET / SCREAMING PINK - 5J0



BLUE STEEL PARQUET - 5JP

12211502
W FLASH SHORT TIGHT PRINT

MSRP \$35



A booty-flattering boy short style with enough length to be legit.

- Transfer Dry fabric provides superior moisture transfer
- Flattering wide waistband
- Flat stretch draw cord for secure comfort
- Single non-zippered key pocket
- 4" inseam (size medium)

XS-XL FORM FIT

Body: 86% polyester 14% elastane



BLACK / BLUE STEEL PARQUET - 5JP



BLACK PARQUET - 5LX

ESCAPE WITH US.



Anywhere life takes you, from local trails to far-flung mountains and every outing in between, we're right there with you, adding a dash of inspiration, performance fabrics and fashion flair. Whether your passion is 5Ks or forever runs, dirt-laden adventures or downward dogs, we have the gear to get you there.



**SO ESCAPE
WITH US.**

ANY DIRECTION YOU DARE.



BLACK HERRINGBONE - 5JM



12221703
W ESCAPE SPORT TANK

NEW

MSRP \$50



Run, hike, bike and explore in trend-setting style, blending confident coverage with sexy crisscross bra straps and a peek-a-boo mesh back.

- Transfer Dry fabric pulls sweat away from your skin
- Built-in shelf bra with lightly padded fabric provides coverage and support
- Mesh back panel for ventilation with fun peak-a-boo straps

XS-XL FORM FIT

Main Body: 91% polyester 9% elastane
Back Panel: 82% Nylon 18% elastane



BLUE STEEL
HERRINGBONE - 5JJ



GREEN SPRUCE
HERRINGBONE - 5JK



BLACK HERRINGBONE - 5JM



12221704
W ESCAPE SINGLET

NEW

MSRP \$45



Sizzle with style in the light, lithe and lifestyle-inspired Women's Escape Singlet.

- Transfer Dry fabric pulls sweat away from your skin
- Racerback design allows for maximum shoulder movement

XS-XL SEMI-FORM FIT

Main Body: 91% polyester 9% elastane



BLUE STEEL HERRINGBONE /
SKYLIGHT - 5JN



GREEN SPRUCE
HERRINGBONE - 5JK



BLACK PARQUET - 5LX



12221605
W ESCAPE SHRUG

MSRP \$50



A feminine-yet-functional layer in a chic silhouette to replace the arm warmers in your run wardrobe.

- Transfer Dry fabric pulls sweat away from your skin
- Strategically placed mesh for ventilation
- Integrates perfectly with a sport tank

XS-XL FORM FIT

Body: 86% polyester 14% elastane



BLUE STEEL PARQUET - 5JP

12221705 **NEW**
W ESCAPE LS

MSRP \$65



A fashionable and functional long sleeve layer, perfect for your next outside-the-box adventure.

- Transfer Dry fabric pulls sweat away from your skin
- Thumbholes help sleeves stay down
- Internal fist mitts seal in warmth

XS-XL SEMI-FORM FIT

Main Body: 91% polyester 9% elastane



GREEN SPRUCE
HERRINGBONE - 5JK



BLACK HERRINGBONE - 5JM



BLUE STEEL
HERRINGBONE - 5JN



12221706 **NEW**
W ESCAPE HOODY

MSRP \$75



A sassy and stylish – yet still technical – solution to any chilly outdoor adventure.

- Transfer Dry fabric pulls sweat away from your skin
- Thumbholes help sleeves stay down
- Internal fist mitts seal in warmth

XS-XL SEMI-FORM FIT

Main Body: 91% polyester 9% elastane



GREEN SPRUCE
HERRINGBONE - 5JK



BLACK HERRINGBONE - 5JM



BLUE STEEL
HERRINGBONE - 5JJ



12211604
W ESCAPE SKORT

MSRP \$55



Skirt meets short in this all-new style meant to flatter your fastest efforts.

- Transfer Dry fabric provides optimal moisture transfer and stretch with superior hand feel
- Flattering, feel-good wide waistband
- Internal waistband key pocket
- Transfer Dry built-in short tight
- 13" front length (size medium)
- 14" back length (size medium)

XS-XL SEMI-FORM FIT

Main Body: 86% polyester 14% elastane
Liner: 86% polyester 14% elastane



BLUE STEEL PARQUET - 5JP



BLACK PARQUET - 5LX



12231602
W PURSUIT BARRIER LT HOODY

MSRP \$95



A featherlight packable for fickle weather days when you want versatility and protection without added weight.

- Lightweight wind and water-resistant barrier fabric
- Strategically placed ventilation to keep you cool
- Back stuff-pocket for packability
- Center front zipper with full-length internal draft flap and zipper garage to keep cold air out
- Bioviz™ Reflectivity – specific reflective placements for running motion identification

XS-XL SEMI-FORM FIT

Main Body: 100% polyester



BLACK / MONUMENT GREY - 4Z0

12231502
W FLY JACKET

MSRP \$85



The perfect pick for cool, windy, light rain days—and for making your competition sweat.

- Wind and water-resistant barrier fabric
- Strategically placed ventilation to keep you cool
- Zippered back pocket to store your key, food, phone or music
- Internal fist mitts seal in warmth
- Full center front zipper
- Bioviz™ Reflectivity – specific reflective placements for running motion identification

XS-XL FORM FIT

Main Body: 100% polyester Hand Mitt: 92% polyester 8% elastane
 Jacket Weight: 160g/6oz (size small)



SCREAMING PINK /
 SCREAMING YELLOW - 4SA



BLACK - 021

11231504
W ELITE BARRIER CONVERTIBLE JACKET

MSRP \$110



Be ready for anything with this wind and water-resistant shell that quickly converts to a vest.

- ELITE Barrier fabric provides superior wind protection and water-resistance
- Direct-Vent panels provide superior ventilation
- Full-length internal draft flap with zipper garage seals in warmth
- One hand pull elastic draw cord at waist with welded, reinforced exit point
- One back pocket and two hand pockets
- Zip-off sleeves and shoulder yoke easily convert the jacket into a vest
- Bioviz™ Reflectivity – specific reflective placements for running motion identification

XS-XXL SEMI-FORM FIT

Body: 100% polyester Weight: 72 g/m²
 Mesh: 100% polyester Weight: 62 g/m²



SCREAMING YELLOW /
 SMOKED PEARL – 5HK



MONUMENT /
 SMOKED PEARL – 5FP



WHITE / BLACK – 509



SCREAMING PINK /
 SMOKED PEARL – 5HJ

12221614
W ESCAPE THERMAL FULL ZIP

MSRP \$120



A style standout, this buttery soft thermal is equally suited for chilly morning runs or travel adventures.

- Thermal Fleece fabric provides warmth and superior moisture transfer
- Center front zipper with full-length internal draft flap and zipper garage to keep cold air out
- Zippered hand warmer pockets with media port
- Internal fist mitts seal in warmth
- Bioviz™ Reflectivity – specific reflective placements for running motion identification

XS-XL SEMI-FORM FIT

Main Body: 84% polyester 16% elastane



DEEP INDIGO – 4VZ



SMOKED PEARL – 5FF



BLACK / SCREAMING YELLOW - 062

12211509
W FLY TIGHT

MSRP \$70



The perfect safe and snug solution when the temperature drops.

- Transfer Dry fabric provides superior moisture transfer and warmth
- Flattering, feel-good wide waistband
- Zippered back pocket to store your key, food, phone or music
- Bioviz™ reflectivity – specific reflective placements for running motion identification
- 27" inseam (size medium)

XS-XL FORM FIT

Main Body: 80% polyester 20% elastane
Waistband: 90% polyester 10% elastane



BLACK - 021



BLACK - 021

12211511
W FLY SKIRT OVER TIGHT

MSRP \$90



The flirt of a skirt and the function of a tight keep you comfortably in style.

- Transfer Dry fabric provides superior moisture transfer and warmth
- Skirt overlay adds booty coverage with style flair
- Flattering, feel-good wide waistband
- Zippered back pocket to store your key, food, phone or music
- Bioviz™ reflectivity – specific reflective placements for running motion identification
- 27" inseam (size medium)
- 12" skirt front length (size medium)

XS-XL FORM FIT

Main Body: 80% polyester 20% elastane
Waistband: 90% polyester 10% elastane



BLACK / BLACK PARQUET - SMD

12211508
W FLY ¾ TIGHT

MSRP \$55



Quad-warming coverage to conquer the chill on cool morning runs.

- Transfer Dry fabric provides superior moisture transfer and warmth
- Flattering, feel-good wide waistband
- Zippered back pocket to store your key, food, phone or music
- Bioviz™ reflectivity – specific reflective placements for running motion identification
- 16" inseam (size medium)

XS-XL FORM FIT

Body: 80% polyester 20% elastane



BLACK - 021



BLACK / BLUE STEEL PARQUET - SME

12211512
W FLASH ¾ TIGHT

MSRP \$60



Fashion meets function with this tight's flattering fit and stylish side stash pocket.

- Transfer Dry fabric provides superior moisture transfer and warmth
- Flattering, feel-good wide waistband
- Zippered back pocket to store your key, food, phone or music
- Stash pocket on thigh
- 21" inseam (size medium)

XS-XL FORM FIT

Main Body: 80% polyester 20% elastane
Splice: 90% polyester 10% elastane



BLACK PARQUET /
SCREAMING PINK - 5JO



BLACK - 021

12211503
W FLASH ¾ TIGHT PRINT

MSRP \$65



Performance tights with a sassy twist, designed to transition easily from 5K to post-run fun.

- Transfer Dry fabric provides superior moisture transfer and warmth
- Flattering, feel-good wide waistband
- Flat stretch drawcord for secure comfort
- Single non-zippered key pocket
- 20" inseam (size medium)

XS-XL FORM FIT

Body: 86% polyester 14% elastane



BLACK PARQUET - 5LX



BLUE STEEL PARQUET - 5JP







PURSUIT

ENGINEERED TO CHASE YOUR GOALS



ESCAPE
DESIGNED FOR YOUR ADVENTURE

WOMEN'S PURSUIT

12221601 • W PURSUIT SINGLET
\$40



Atlantis / Atomic Red - 50G Dazzling Blue / Screaming Yellow - 4EO
Smoked Pearl / Atlantis - 50H Screaming Pink / Black - 5EW

12221602 • W PURSUIT SS
\$45



Dazzling Blue / Screaming Yellow - 4EO Atlantis / Atomic Red - 50G
Black / Atlantis - 5JD Screaming Pink / Black - 5EW

12221604 • W PURSUIT ENDURANCE SS
\$55



Dazzling Blue / Black - 4GB Screaming Pink / Black - 5EW

12221603 • W PURSUIT LS
\$65



Atlantis / Atomic Red - 50G Black / Atlantis - 5JD
Dazzling Blue / Screaming Yellow - 4EO Screaming Pink / Black - 5EW

12231502 • W FLY JACKET
\$85



Black - 021 Screaming Pink / Screaming Yellow - 4SA

12231602 • W PURSUIT BARRIER LT HOODY
\$95



Black / Monument Grey - 4Z0

11231504 • W ELITE BARRIER CONVERTIBLE JACKET
\$110



Monument / Smoked Pearl - 5FP White / Black - 509
Screaming Pink / Smoked Pearl - 5HJ Screaming Yellow / Smoked Pearl - 5HK

12211601 • W PURSUIT 3" SHORT
\$50



Black - 021 Black / Dazzling Blue - 4DU

12211602 • W PURSUIT 4.5" SHORT
\$50



Black - 021 Black / Atlantis - 5JD Black / Dazzling Blue - 4DU

12211603 • W PURSUIT 6" SHORT
\$55



Black - 021 Black / Dazzling Blue - 4DU

12211501 • W FLY ENDURANCE SHORT
\$60



Black - 021

12211508 • W FLY ¾ TIGHT
\$55



Black - 021 Black / Black Parquet - 5MD Black / Blue Steel Parquet - 5ME

12211509 • W FLY TIGHT
\$70



Black - 021 Black / Screaming Yellow - 062

12211511 • W FLY SKIRT OVER TIGHT
\$90



Black - 021

12221703 • W ESCAPE SPORT TANK **NEW**
\$50

Black Herringbone - 5JM Blue Steel Herringbone - 5JJ Green Spruce Herringbone - 5JK

12221704 • W ESCAPE SINGLET **NEW**
\$45

Black Herringbone - 5JM Blue Steel Herringbone / Skylight - 5JN Green Spruce Herringbone - 5JK

12221605 • W ESCAPE SHRUG
\$50

Black Parquet - 5LX Blue Steel Parquet - 5JP

12221706 • W ESCAPE HOODY **NEW**
\$75

Black Herringbone - 5JM Blue Steel Herringbone - 5JJ Green Spruce Herringbone - 5JK

12221705 • W ESCAPE LS **NEW**
\$65

Black Herringbone - 5JM Blue Steel Herringbone - 5JJ Green Spruce Herringbone - 5JK

12221614 • W ESCAPE THERMAL FULL ZIP
\$120

Smoked Pearl - 5FF Deep Indigo - 4VZ

12211706 • W ESCAPE SHORT **NEW**
\$55

Black Parquet / Screaming Pink - 5JO Blue Steel Parquet - 5JP

12211502 • W FLASH SHORT TIGHT
\$35

Black / Blue Steel Parquet - 5JP Black Parquet - 5LX

12211604 • W ESCAPE SKORT
\$55

Black Parquet - 5LX Blue Steel Parquet - 5JP

12211512 • W FLASH ¾ TIGHT
\$60

Black - 021 Black Parquet / Screaming Pink - 5JO

12211503 • W FLASH ¾ TIGHT PRINT
\$65

Black Parquet - 5LX Blue Steel Parquet - 5JP

LAYERED TO PERFECTION

Spring. Summer. Spoiled by sunshine and the promise of warm, perfect weather. But don't forget those caught-off-guard chilly mornings. Random wind and rainstorms. Scorching temperatures without a speck of shade. Anything goes this time of year, and we have a style solution for every type of weather – from ultra-light UPF sun covers to minimalist racer-backs, lightweight capris to leg-baring short shorts, wind-busting barriers to sweat-battling baselayers. Packed with innovation and engineered to perform, Pearl Izumi helps you tackle the roads and trails with confidence and the exact coverage you need.

WELCOME TO 2017.



* HOT WEATHER

12121605 - 51N
12111603 - 021

Escape SL
Pursuit 7" Short

* HOT WEATHER

12121601 - 21I
12111601 - 062

Pursuit Singlet
Pursuit 3" Short



☀️ WARM WEATHER

12121605 - 5IF Escape SL
12111705 - 5FH Escape Short



☀️ WARM WEATHER

12121604 - 5KK Pursuit Endurance SS
12111501 - 021 Fly Endurance Short



* COOL WEATHER

12121607 - 136 Escape LS
12111706 - 5JR Escape Long Short



* COOL WEATHER

12121603 - 3EE Pursuit LS
12111603 - 021 Pursuit 7" Short



❄️ COLD WEATHER

12121606 - 5IN Escape SS
12121611 - 5FF Escape Thermal Full Zip
12111706 - 5JR Escape Long Short



❄️ COLD WEATHER

12121602 - 2II Pursuit SS
12131501 - 021 Fly Jacket
12111507 - 062 Fly ¾ Tight

MSRP \$95



12131602 PURSUIT BARRIER LT HOODY

Our uber-light emergency shell provides packable wind and water resistance and reflective visibility.

- Lightweight wind and water-resistant barrier fabric
- Strategically placed ventilation to keep you cool
- Back stuff pocket for packability
- Bioviz™ Reflectivity – specific reflective placements for running motion identification
- Center front zipper with full-length internal draft flap and zipper garage to keep cold air out

S-XXL SEMI-FORM FIT

Main Body: 92% polyester 8% elastane | Mesh: 93% nylon 7% elastane



BLACK / MONUMENT GREY – 420



SCREAMING YELLOW /
MONUMENT – 56C

MSRP \$85



12131501 FLY JACKET

Wind, light rain and cool temperatures won't deter your workout when you reach for the breathable comfort of this barrier jacket. 360° Reflectivity adds safety elements, allowing you to train day or night in order to deal your rivals a competitive blow.

- Wind and water-resistant barrier fabric
- Strategically placed ventilation to keep you cool
- Zippered back pocket to store your key, food, phone or music
- Internal fist mitts seal in warmth
- Full center front zipper
- 360° Reflectivity

S-XXL SEMI-FORM FIT

Body: 100% polyester | Jacket weight: 170g/6oz (size medium)



BLACK – 021



SCREAMING YELLOW /
BLACK – 429



BLACK / SMOKED PEARL – 5FH

MSRP \$125



11131513 ELITE BARRIER CONVERTIBLE JACKET

An all-in-one jacket and vest that provides versatile protection in changing weather conditions.

- ELITE barrier fabric provides superior wind protection and water resistance
- Direct-Vent panels provide superior ventilation
- Full-length internal draft flap with zipper garage seals in warmth
- One hand pull elastic draw cord at waist with welded, reinforced exit point
- One back pocket and two hand pockets
- Zip-off sleeves and shoulder yoke easily convert the jacket into a vest
- Bioviz™ Reflectivity

S-XXL SEMI-FORM FIT

Body: 100% polyester | Weight: 72 g/m² | Lining: 100% polyester



SCREAMING GREEN – 4TN



BLACK – 021



TRUE RED – 3DE



SCREAMING YELLOW – 428



SMOKED PEARL – 5FF

12121611
ESCAPE THERMAL FULL ZIP

MSRP \$120



Whatever après run action is on your agenda, this thermal fleece keeps you toasty and on trend.

- Thermal Fleece fabric provides warmth and superior moisture transfer
- Center front zipper with full-length internal draft flap and zipper garage to keep cold air out
- Zippered hand warmer pockets with media port
- Internal fist mitts seal in warmth
- Bioviz™ Reflectivity – specific reflective placements for running motion identification

S-XXL SEMI-FORM FIT

Main Body: 84% polyester 16% elastane



SMOKED PEARL – 5FF



DEEP INDIGO – 4VZ





BLACK / SCREAMING YELLOW - 062

12111504 FLY TIGHT

MSRP \$70



Conquer the chill, the dark and any distance in the secure comfort of the Fly Tight.

- Transfer Dry fabric provides superior moisture transfer and warmth
- Elasticized waistband ensures a comfortable fit
- Zippered back pocket to store your key, food, phone or music
- Internal brief for comfort and support
- 27" inseam (size medium)
- Bioviz™ Reflectivity

S-XXL FORM FIT

Main Body: 80% polyester 20% elastane
Knee Splice: 90% polyester 10% elastane



BLACK - 021



BLACK - 021

12111507 FLY 3/4 TIGHT

MSRP \$65



Ideal for in-between weather when shorts don't cut it but full tights are too much.

- Transfer Dry fabric provides superior moisture transfer and warmth
- Zippered back pocket to store your key, food, phone or music
- Internal brief for comfort and support
- Bioviz™ Reflectivity
- 15" inseam (size medium)

S-XXL FORM FIT

Main Body: 80% polyester 20% elastane
Splice: 90% polyester 10% elastane



BLACK / SCREAMING YELLOW - 062



BLACK / SCREAMING GREEN - 476

12111513 FLASH RUN PANT

MSRP \$90



A modern twist on the classic track pant, perfect for running or pulling on over shorts.

- Transfer Dry 4-way stretch fabric provides optimal moisture transfer and stretch with superior hand feel
- Zippered leg openings allow for easy on and off over shoes
- Elasticized waistband ensures a comfortable fit
- Zippered hand pockets for storage
- 32" inseam (size medium)
- Bioviz™ Reflectivity

S-XXL SEMI-FORM FIT

Body: 84% polyester 16% elastane



BLACK - 021

12121601
PURSUIT SINGLET

MSRP \$40



The perfect race-ready singlet to propel you toward the finish line.

- Lightweight Transfer Dry fabric with Icefil® treatment provides superior moisture transfer and added cooling
- Strategically placed mesh for ventilation
- Added reflectivity for enhanced visibility

S-XXL SEMI-FORM FIT

Body: 100% polyester



BLACK / SHADOW GREY - 2FJ



SCREAMING YELLOW / SHADOW GREY - 2II



TRUE RED / CHILI PEPPER - 3EE



BEL AIR BLUE / BLUE DEPTHS - 5KK



MSRP \$45



12121602 PURSUIT SS

The ultimate performance tee for the hard-driving speedster.

- Lightweight Transfer Dry fabric with Icefil® treatment provides superior moisture transfer and added cooling
- Strategically placed mesh for ventilation
- Added reflectivity for enhanced visibility

S-XXL SEMI-FORM FIT

Body: 100% polyester



BLACK/SHADOW GREY - 2FJ



BEL AIR BLUE / BLUE DEPTHS - SKK



SCREAMING YELLOW / SHADOW GREY - 2II



TRUE RED / CHILI PEPPER - 3EE

MSRP \$55



12121604 PURSUIT ENDURANCE SS

Tackle major miles in technical comfort, designed to go the distance.

- Lightweight Transfer Dry fabric with Icefil® treatment provides superior moisture transfer and added cooling
- Strategically placed mesh for ventilation
- Added reflectivity for enhanced visibility
- Center front zipper for quick core ventilation
- Chest pocket for easy access storage

S-XXL FORM FIT

Body: 100% polyester
Splice: 88% polyester 12% elastane



BEL AIR BLUE / BLUE DEPTHS - SKK



SCREAMING YELLOW / BLACK - 429

MSRP \$65



12121603 PURSUIT LS

Sweat-busting fabric and speed-inspired design in a chill-cutting long sleeve.

- Lightweight Transfer Dry fabric with Icefil® treatment provides superior moisture transfer and added cooling
- Internal fist mitts seal in warmth
- Strategically placed mesh for ventilation
- Added reflectivity for enhanced visibility
- Center front zipper for quick core ventilation

S-XXL SEMI-FORM FIT

Body: 100% polyester



TRUE RED / CHILI PEPPER - 3EE



BLACK / SHADOW GREY - 2FJ



BLUE DEPTHS / BLACK - 4ZU



SCREAMING YELLOW / SHADOW GREY - 2II

12121605
ESCAPE SL

MSRP \$45



Ideal for every warm weather adventure, this top takes your style statement to a sporty new high.

- Transfer Dry fabric is lightweight and provides superior moisture transfer
- Mesh panels for ventilation where you need it most

S-XXL SEMI-FORM FIT

Body: 100% polyester



SHADOW GREY - 136



AVOCADO - 51F



ECLIPSE BLUE - 51N



12121606
ESCAPE SS

MSRP \$50



Fun run performance and a cool casual aesthetic combine in your new favorite tech tee.

- Transfer Dry fabric is lightweight and provides superior moisture transfer
- Mesh panels for ventilation where you need it most

S-XXL SEMI-FORM FIT

Body: 100% polyester



AVOCADO - 51F



ECLIPSE BLUE - 51N



SHADOW GREY - 136



12121607
ESCAPE LS

MSRP \$60



A stylish moisture-wicking lightweight long sleeve to elevate your cool factor at your local 5K.

- Transfer Dry fabric is lightweight and provides superior moisture transfer
- Mesh panels for ventilation where you need it most

S-XXL SEMI-FORM FIT

Body: 100% polyester



ECLIPSE BLUE - 51N



SHADOW GREY - 136



AVOCADO - 51F





12111601
PURSUIT 3" SHORT

MSRP \$50



Race-inspired shorts designed for the pursuit of personal victory.

- Transfer Dry 4-way stretch fabric provides optimal moisture transfer and stretch with superior hand feel
- Envelope back pocket to store your key, food, phone or music
- Transfer Dry built-in liner
- Added reflectivity for enhanced visibility
- 3" inseam (size medium)

S-XXL SEMI-FORM FIT

Main Body: 100% polyester
Liner: 88% polyester 12% elastane



BLACK / SCREAMING YELLOW - 062



BLUE DEPTHS / BLACK - 42U

12111602
PURSUIT 5" SHORT

MSRP \$50



This all-new short provides the perfect formula for you to find your fast.

- Transfer Dry 4-way stretch fabric provides optimal moisture transfer and stretch with superior hand feel
- Envelope back pocket to store your key, food, phone or music
- Transfer Dry built-in liner
- Added reflectivity for enhanced visibility
- 5" inseam (size medium)

S-XXL SEMI-FORM FIT

Main Body: 100% polyester
Liner: 88% polyester 12% elastane



BLUE DEPTHS / BLACK - 42U

BLACK - 021



SHADOW GREY - 136

12111603
PURSUIT 7" SHORT

MSRP \$55



Push your limits on the road, track or trail with this all-new performance short.

- Transfer Dry 4-way stretch fabric provides optimal moisture transfer and stretch with superior hand feel
- Envelope back pocket to store your key, food, phone or music
- Transfer Dry built-in liner
- Added reflectivity for enhanced visibility
- 7" inseam (size medium)

S-XXL SEMI-FORM FIT

Main Body: 86% polyester 14% elastane
Liner: 88% polyester 12% elastane



BLUE DEPTHS / BLACK - 42U

SHADOW GREY - 136



BLACK - 021

12111501
FLY ENDURANCE SHORT

MSRP \$60



This short's unique pocketing system allows for off the grid distance run adventures where nutrition is key.



SHADOW GREY - 136

- Transfer Dry 4-way stretch fabric provides optimal moisture transfer and stretch with superior hand feel
- 1:1 Gel Flask Pocketing System secures nutrition in an anatomic position to conform perfectly to the body in motion (patent pending)
- Elasticized waistband with flat stretch draw cord for unrestricted belly breathing
- Zippered back pocket for additional storage
- 4" inseam (size medium)

S-XXL SEMI-FORM FIT

Main Body: 84% polyester 16% elastane
Liner: 56% Minérale™ polyester 33% polyester 11% elastane
Mesh: 100% polyester



BLACK - 021

12111705 **NEW**
ESCAPE SHORT

MSRP \$64



Inspired by surf yet designed to run, this all-new shell short takes you anywhere active in cool 4-way stretch comfort.



ECLIPSE BLUE / BLUE MIST - 5JR

- Transfer Dry 4-way stretch fabric provides optimal moisture transfer and stretch with superior hand feel
- Zippered back pocket to store your key, food, phone or music
- 8" inseam (size medium)

S-XXL SEMI-FORM FIT

Main Body: 100% Polyester



BLACK / SMOKED PEARL - 5FH

12111706 **NEW**
ESCAPE LONG SHORT

MSRP \$69



A longer surf-inspired short to tackle your next run - or any warm weather adventure - in cool comfort and ease.



BLACK / SMOKED PEARL - 5FH

- Transfer Dry 4-way stretch fabric provides optimal moisture transfer and stretch with superior hand feel
- Zippered back pocket to store your key, food, phone or music
- 10" inseam (size medium)

S-XXL SEMI-FORM FIT

Main Body: 100% Polyester



ECLIPSE BLUE / BLUE MIST - 5JR

12111503
FLASH 2 IN 1 SHORT

MSRP \$55



Basketball-inspired shorts, designed for the runner that steers clear of split shorts.

- Transfer Dry 4-way stretch fabric provides optimal moisture transfer and stretch with superior hand feel
- Transfer Dry built-in boxer brief
- Zippered back pocket to store your key, food, phone or music
- 9" inseam under short (size medium)
- 9" inseam short shell (size medium)

S-XXL SEMI-FORM FIT

Main Body: 84% polyester 16% elastane
Liner: 88% polyester 12% elastane



SHADOW GREY - 136



BLACK / SHADOW
GREY - 2FJ





PURSUIT
ENGINEERED TO CHASE YOUR GOALS



ESCAPE
DESIGNED FOR YOUR ADVENTURE

MEN'S PURSUIT

12121601 • PURSUIT SINGLET
\$40



Bel Air Blue / Blue Depths - 5KK
Black / Shadow Grey - 2FJ
Screaming Yellow / Shadow Grey - 2II
True Red / Chili Pepper - 3EE

12121602 • PURSUIT SS
\$45



Bel Air Blue / Blue Depths - 5KK
Black / Shadow Grey - 2FJ
Screaming Yellow / Shadow Grey - 2II
True Red / Chili Pepper - 3EE

12121604 • PURSUIT ENDURANCE SS
\$55



Bel Air Blue / Blue Depths - 5KK
Screaming Yellow / Black - 429

12121603 • PURSUIT LS
\$65



Blue Depths / Black - 4ZU
Black / Shadow Grey - 2FJ
Screaming Yellow / Shadow Grey - 2II
True Red / Chili Pepper - 3EE

12131602 • PURSUIT BARRIER LT HOODY
\$95



Black / Grey - 4Z0
Screaming Yellow / Monument - 5GC

12131501 • FLY JACKET
\$85



Black - 021
Screaming Yellow / Black - 429
Black / Smoked Pearl - 5FH

11131513 • ELITE BARRIER CONVERTIBLE JACKET
\$125



True Red - 3DE
Smoked Pearl - 5FF
Black - 021
Screaming Yellow - 428
Screaming Green - 4TN

12111601 • PURSUIT 3" SHORT
\$50



Black / Screaming yellow - 062
Blue Depths / Black - 4ZU

12111602 • PURSUIT 5" SHORT
\$50



Black - 021
Shadow Grey - 136
Blue Depths / Black - 4ZU

12111603 • PURSUIT 7" SHORT
\$55



Black - 021
Shadow Grey - 136
Blue Depths / Black - 4ZU

12111501 • FLY ENDURANCE SHORT
\$60



Black - 021
Shadow Grey - 136

12111507 • FLY ¾ TIGHT
\$65



Black - 021
Black / Screaming Yellow - 062

12111504 • FLY TIGHT
\$70



Black - 021
Black / Screaming Yellow - 062

12121605 • ESCAPE SL
\$45



Shadow Grey - 136 Avocado - 5IF Eclipse Blue - 5IN

12121606 • ESCAPE SS
\$50



Shadow Grey - 136 Avocado - 5IF Eclipse Blue - 5IN

12121607 • ESCAPE LS
\$60



Shadow Grey - 136 Avocado - 5IF Eclipse Blue - 5IN

12121611 • ESCAPE THERMAL FULL ZIP
\$120



SMOKED PEARL - 5FF Deep Indigo - 4VZ

12111705 • ESCAPE SHORT **NEW**
\$64



Black / Smoked Pearl - 5FH Eclipse Blue / Blue Mist - 5JR

12111706 • ESCAPE LONG SHORT **NEW**
\$69



Black / Smoked Pearl - 5FH Eclipse Blue / Blue Mist - 5JR

12111503 • FLASH 2 IN 1 SHORT
\$55



Black / Shadow Grey - 2FJ Shadow Grey - 136

12111513 • FLASH RUN PANT
\$90



Black - 021 Black / Screaming Green - 4TG

WOMEN'S TRI



13211704

W ELITE PURSUIT TRI SUIT

NEW

MSRP \$145



Designed for both short and long course events, the Women's ELITE Pursuit Tri Suit is constructed with our Transfer In-R-Cool® fabric technology providing superior cooling and sun protection. This suit also allows easy on/off access with its stand-alone bra.

- ELITE Transfer In-R-Cool® fabric powered by coldblack® provides superior cooling and reflective sun protection
- ELITE Transfer In-R-Cool® fabric features LYCRA® Sport that helps garments maintain original compression levels
- ELITE Transfer Aero fabric is strategically placed for superior aerodynamics
- Separate bra top offers maximum support and allows easy on/off access of the suit
- 10" stretch zipper for venting
- Plush elastic silicone leg gripper
- Two back easy access envelope pockets
- Tri quick-dry chamois
- 9" inseam (size medium)

XS-XXL FORM FIT

Body: 80% nylon 12% LYCRA® spandex 8% polyester/ UPF 50+
Technology: coldblack®
Shoulder and Back panel: 80% polyester 20% elastane/ UPF 50+



BLACK / SCREAMING PINK - 4SD



DAZZLING BLUE ATLANTIS - 5KL



BLACK / ATOMIC RED WHIRL - 5KI

13221703

W ELITE PURSUIT TRI TANK

NEW

MSRP \$85



The Women's ELITE Pursuit Tri Tank features our ELITE Transfer In-R-Cool® fabric combined with a textured fabric over the shoulder for aerodynamics. Perfect for those looking for a fully constructed internal shelf bra providing support and breathability.

- ELITE Transfer In-R-Cool® fabric powered by coldblack® provides superior cooling and reflective sun protection
- ELITE Transfer Aero fabric is strategically placed for superior aerodynamics
- ELITE Transfer In-R-Cool® fabric features LYCRA® Sport that helps garments maintain original compression levels
- Merrow stitch construction for superior next-to-skin comfort
- Built in bra with plush elastic for maximum support
- Two back easy access envelope pockets

XS-XXL FORM FIT

Body: 78% nylon 22% LYCRA® spandex/ UPF 50+
Technology: coldblack®
Shoulder and Back Panel: 78% polyester 22% elastane/ UPF 50+
Bra: 78% nylon 22% elastane



DAZZLING BLUE / ATLANTIS - 5KL



ATOMIC RED WHIRL - 5KI



BLACK / SCREAMING PINK - 4SD

MSRP \$90



13211602 W ELITE PURSUIT TRI SHORT

Our go-to training and racing short, the Women's ELITE Pursuit Tri Short is constructed with ELITE Transfer In-R-Cool® fabric. Superior cooling and sun protection combined with an anti-odor chamois offers exceptional performance.



BLACK / SCREAMING
PINK - 4SD

- ELITE Transfer In-R-Cool® fabric powered by coldblack® provides superior cooling and reflective sun protection
- ELITE Transfer In-R-Cool® fabric features LYCRA® Sport that helps garments maintain original compression levels
- Merrow stitch construction for superior next-to-skin comfort
- Plush elastic silicone leg gripper
- Flattering wide waistband for superior comfort
- Stretch draw cord for superior comfort and fit
- One back easy access envelope pocket
- Tri quick-dry chamois
- 8" inseam (size medium)

XS-XXL FORM FIT

Body: 80% nylon 12% LYCRA® spandex 8% polyester/ UPF 50+
Technology: coldblack®
Splice: 82% polyester 18% elastane/ UPF 50+



BLACK - 021

BLACK / ATOMIC RED
WHIRL - 5KI

MSRP \$85



13211603 W ELITE PURSUIT TRI HALF SHORT

Designed for both training and racing, the Women's ELITE Pursuit Tri Half Short is constructed with our innovative In-R-Cool® fabric technology. Superior cooling and sun protection combined with an anti-odor chamois offers exceptional performance. This short is for those who prefer a lower rise and shorter inseam than our Women's ELITE Pursuit Tri Short.



BLACK - 021

- ELITE Transfer In-R-Cool® fabric powered by coldblack® provides superior cooling and reflective sun protection
- ELITE Transfer In-R-Cool® fabric features LYCRA® Sport that helps garments maintain original compression levels
- Merrow stitch construction for superior next-to-skin comfort
- Plush elastic silicone leg gripper
- Flattering wide waistband for superior comfort
- Stretch draw cord for superior comfort and fit
- One back easy access envelope pocket
- Tri quick-dry chamois
- 6" inseam (size medium)

XS-XXL FORM FIT

Body: 80% nylon 12% LYCRA® spandex 8% polyester/ UPF 50+
Technology: coldblack®
Splice: 80% polyester 20% elastane/ UPF 50+



BLACK / ATOMIC RED
WHIRL - 5KI

BLACK / SCREAMING
PINK - 4SD

13221304

W ELITE IN-R-COOL® LTD TRI SINGLET

MSRP \$85



Inspired by our Pearl Izumi Pro Tri Team custom kits, the Women's ELITE In-R-Cool® LTD Tri Singlet not only uses great performing fabrics to keep you cool and aerodynamic, but will catch everyone's eye with its limited edition sublimated graphics.

- ELITE Transfer In-R-Cool® fabric powered by coldblack® provides superior cooling and reflective sun protection
- ELITE Transfer Aero fabric is strategically placed for superior aerodynamics
- Overlock stitch construction for superior next-to-skin comfort and graphic alignment
- 7" zipper for venting
- Two back easy access envelope pockets
- Sublimated graphics

XS-XL FORM FIT

Body: 80% polyester 20% elastane / UPF 40+
Technology: coldblack® Shoulder and Upper back panel: 80% polyester 20% elastane/ UPF 50+
Body: 80% polyester 20% elastane



VAPORIZE DAZZLING BLUE
- 5NM



CRYSTALIZED SCREAMING
PINK - 5NJ

13211304

W ELITE IN-R-COOL® LTD TRI SHORT

MSRP \$90



Inspired by our Pearl Izumi Pro Tri Team custom kits, the Women's ELITE In-R-Cool® LTD Tri Short not only uses great performing fabrics to keep you cool but will catch everyone's eye with its limited edition sublimated graphics.

- ELITE Transfer In-R-Cool® fabric powered by coldblack® provides superior cooling and reflective sun protection
- Overlock stitch construction for superior next-to-skin comfort and graphic alignment
- Gripper free
- Flattering wide waistband for superior next-to-skin comfort
- Stretch draw cord for superior comfort and fit
- One back easy access envelope pocket
- Sublimated graphics
- Tri quick-dry chamois
- 8" inseam (size medium)

XS-XL FORM FIT

Body: 72% nylon 28% elastane/ UPF 40+
Technology: coldblack®
Side panel: 82% polyester 18% elastane/ UPF 40+
Technology: coldblack®



CRYSTALIZED SCREAMING
PINK - 5NJ



VAPORIZE DAZZLING BLUE
- 5NM

MSRP \$65

13221604 W SELECT PURSUIT TRI TANK



The Women's SELECT Pursuit Tri Singlet features our SELECT Transfer Dry fabric and delivers value, fit and durability for all levels of triathletes. Perfect for those looking for a fully constructed internal shelf bra providing support and breathability.



BLACK / DAZZLING BLUE - 4DU

- SELECT Transfer Dry fabric sets the benchmark for compression and moisture transfer
- Built in bra with plush elastic for maximum support
- One back easy access envelope pocket
- BioViz™ reflective elements for low-light visibility

XS-XXL FORM FIT

Main Body: 88% nylon 12% LYCRA® elastane
Bra: 88% nylon 12% elastane



BLACK / SCREAMING
PINK - 4SD

MSRP \$65

13211605 W SELECT PURSUIT TRI SHORT



The legendary Pearl Izumi Women's SELECT Pursuit Tri Short delivers comfort, durability and a great fit. The Women's SELECT Pursuit Tri Short is ideal for both training and racing for all levels of triathletes.



BLACK - 021

- SELECT Transfer Dry fabric sets the benchmark for compression and moisture transfer
 - Flatlock seams provide superior abrasion resistance
 - Flattering wide waistband with flat stretch draw cord for superior comfort
 - Plush elastic silicone leg gripper
 - One easy access envelope pocket
 - Tri quick-dry chamois
 - BioViz™ reflective elements for low-light visibility
- 7" inseam (size medium)

XS-XXL FORM FIT

88% nylon 12% LYCRA® elastane



BLACK / SCREAMING
PINK - 4SD

13221605
W SELECT PURSUIT TRI SL JERSEY

MSRP \$50



The semi-form fitting Women's SELECT Tri SL Jersey is the perfect piece to put on after the swim for the bike and run. It's great for those looking for more coverage and a less compressed fit.

- SELECT Transfer In-R-Cool® fabric powered by Ice-fil® sets the benchmark for skin cooling and moisture transfer when you perspire
- 10" zipper for venting
- One easy access envelope pocket
- BioViz™ reflective elements for low-light visibility

XS-XXL SEMI-FORM FIT

100% polyester
Technology: Ice-fil®



BLACK / DAZZLING BLUE
- 4DU



BLACK / SCREAMING PINK - 4DU

13211604
W SELECT PURSUIT TRI SUIT

MSRP \$90



The Women's SELECT Tri Suit features SELECT Transfer Dry fabric and delivers value, fit and durability for all levels of triathletes. This suit also allows easy on/off access with its stand-alone bra.

- SELECT Transfer Dry fabric sets the benchmark for compression and moisture transfer
- Separate bra top offers maximum support and allows easy on/off access of the suit
- Flatlock seams provide superior abrasion resistance
- 10" zipper for venting
- Plush elastic silicone leg gripper
- One easy access envelope pocket
- Tri quick-dry chamois
- BioViz™ reflective elements for low-light visibility
- 8" inseam (size medium)

XS-XXL FORM FIT

Main Body and Bra: 88% nylon 12% LYCRA® elastane



BLACK / SCREAMING
PINK - 4SD



BLACK / DAZZLING BLUE - 4DU

MEN'S TRI



13111606
ELITE PURSUIT TRI SPEED SUIT

MSRP \$170



A short-sleeve one-piece designed to cut the wind and crush the competition with optimal aerodynamics and versatile comfort.

- ELITE Transfer In-R-Cool® fabric powered by coldblack® provides superior cooling and reflective sun protection
- ELITE Transfer In-R-Cool® fabric features LYCRA® Sport that helps garments maintain original compression levels
- ELITE Transfer Aero fabric is strategically placed for superior aerodynamics
- Merrow stitch construction for superior next-to-skin comfort
- 15" zipper for venting
- Plush elastic silicone leg gripper
- Two back easy access envelope pockets
- Tri quick-dry chamois
- 10" inseam (size medium)

S-XXL FORM FIT

Body: 80% nylon 12% LYCRA® spandex 8% polyester/ UPF 50+
Technology: coldblack®
Shoulder and Back Panel: 80% polyester 20% elastane/ UPF 50+



BLACK / TRUE RED - 2FK

13111601
ELITE PURSUIT TRI SUIT

MSRP \$145



Ideal for both short and long course events, this suit packs a performance punch with strategic aerodynamic paneling and superior cooling.

- ELITE Transfer In-R-Cool® fabric powered by coldblack® provides superior cooling and reflective sun protection
- ELITE Transfer In-R-Cool® fabric features LYCRA® Sport that helps garments maintain original compression levels
- ELITE Transfer Aero fabric is strategically placed for superior aerodynamics
- Merrow stitch construction for superior next-to-skin comfort
- 11.5" zipper for venting
- Plush elastic silicone leg gripper
- Two back easy access envelope pockets
- Tri quick-dry chamois
- 9.5" inseam (size medium)

XS-XXL FORM FIT

Body: 80% nylon 12% LYCRA® spandex 8% polyester/ UPF 50+
Technology: coldblack®
Shoulder and Back Panel: 80% polyester 20% elastane/ UPF 50+



Black / Bel Air Blue - 5KS



BLACK / TRUE RED - 2FK

13121704
ELITE PURSUIT TRI SINGLET

NEW

MSRP \$80



A performance singlet that helps you power through the miles in minimalist comfort with optimal aerodynamics and speed.



TRUE RED / CHILI PEPPER - 3EE

- ELITE Transfer In-R-Cool® fabric powered by coldblack® provides superior cooling and reflective sun protection
- ELITE Transfer In-R-Cool® fabric features LYCRA® Sport that helps garments maintain original compression levels
- ELITE Transfer Aero fabric is strategically placed for superior aerodynamics
- Merrow stitch construction for superior next-to-skin comfort
- 10" zipper for venting
- Two back easy access envelope pockets

XS-XXL FORM FIT

Body: 78% nylon 22% LYCRA® spandex/ UPF 50+
Technology: coldblack®
Shoulder and Back Panel: 80% polyester 20% elastane/ UPF 50+



BEL AIR BLUE /
BLUE DEPTHS - 5KK

13111602
ELITE PURSUIT TRI SHORT

MSRP \$85



Push the pace in your training pack or on your way to a new PR with this must-have short perfect for training or racing.



BLACK / TRUE RED - 2FK

- ELITE Transfer In-R-Cool® fabric powered by coldblack® provides superior cooling and reflective sun protection
- ELITE Transfer In-R-Cool® fabric features LYCRA® Sport that helps garments maintain original compression levels
- Merrow stitch construction for superior next-to-skin comfort
- Plush elastic silicone leg gripper
- Stretch draw cord for superior comfort and fit
- One back easy access envelope pocket
- Tri quick-dry chamois
- 8" inseam (size medium)

XS-XXL FORM FIT

Body: 80% nylon 12% LYCRA® spandex 8% polyester/50+
Technology: coldblack®
Side panel: 80% polyester 20% elastane/UPF 50+

13121304
ELITE IN-R-COOL® LTD TRI SINGLET

MSRP \$85



Inspired by our Pearl Izumi Pro Tri Team custom kits, this eye-catching singlet scores big on performance and style.

- ELITE Transfer In-R-Cool® fabric powered by coldblack® provides superior cooling and reflective sun protection
- ELITE Transfer Aero fabric is strategically placed for superior aerodynamics
- Overlock stitch construction for superior next-to-skin comfort and graphic alignment
- 10" zipper for venting
- Two back easy access envelope pockets
- Sublimated graphics

S-XXL FORM FIT

Body: 80% polyester 20% elastane/ UPF 40+
Technology: coldblack®
Shoulder and Back Panel: 80% polyester 20% elastane/ UPF 50+



BEL AIR BLUE RUSH - SND



VAPORIZE TRUE RED - SPE

13111304
ELITE IN-R-COOL® LTD TRI SHORT

MSRP \$90



Standout style, superior cooling and comfort characterize this short, inspired by our Pearl Izumi Pro Tri Team custom kits.

- ELITE Transfer In-R-Cool® fabric powered by coldblack® provides superior cooling and reflective sun protection
- Overlock stitch construction for superior next-to-skin comfort and graphic alignment
- Gripper free
- Stretch draw cord for superior comfort and fit
- One back easy access envelope pocket
- Sublimated graphics
- Tri quick-dry chamois
- 9" inseam (size medium)

S-XXL FORM FIT

Body: 66% nylon 34% LYCRA® elastane/ UPF 40+
Technology: coldblack®
Side Panel: 82% polyester 18% elastane/ UPF 40+
Technology: coldblack®



VAPORIZE TRUE RED - SPE



BEL AIR BLUE RUSH - SND

13111604
SELECT PURSUIT TRI SUIT

MSRP \$90



A race-ready one-piece that delivers performance, comfort and value, this suit is perfect for triathletes of all abilities.

- SELECT Transfer Dry fabric sets the benchmark for compression and moisture transfer
- Flatlock seams provide superior abrasion resistance
- 10" zipper for venting
- Plush elastic silicone leg gripper
- One easy access envelope pocket
- Tri quick-dry chamois
- BioViz™ reflective elements for low-light visibility
- 8.5" inseam (size medium)

XS-XXL FORM FIT

88% nylon 12% LYCRA® elastane/UPF 50+



BLACK / TRUE RED - 3FK



BEL AIR BLUE / BLACK - 5KT

13121604
SELECT PURSUIT TRI SL JERSEY

MSRP \$50



The semi-form fit SELECT Pursuit Tri SL Jersey is the perfect piece to put on after the swim for the bike and run. It's great for those looking for more coverage with a less compressed fit.

- SELECT Transfer In-R-Cool® fabric powered by Ice-fil® sets the benchmark for skin cooling and moisture transfer when you perspire
- 11" zipper for venting
- One easy access envelope pocket
- BioViz™ reflective elements for low-light visibility

XS-XXL SEMI-FORM FIT

100% polyester
Technology: Ice-fil®



TRUE RED / CHILI PEPPER - 3EE



BEL AIR BLUE / BLUE DEPTHS - 5KK

13121603
SELECT PURSUIT TRI SINGLET

MSRP \$65



The SELECT Pursuit Tri Singlet features SELECT Transfer Dry fabric and delivers value, fit and durability for all levels of triathletes. Perfect for any distance of race and built to be fast throughout.

- SELECT Transfer Dry fabric sets the benchmark for compression and moisture transfer
- 10" zipper for venting
- One easy access envelope pocket
- BioViz™ reflective elements for low-light visibility

XS-XXL FORM FIT

88% nylon 12% LYCRA® elastane/UPF 50+



TRUE RED / BLACK - 3DM



BEL AIR BLUE / BLACK - 5KT



BLACK - 021



13111605
SELECT PURSUIT TRI SHORT

MSRP \$65



The legendary Pearl Izumi SELECT Pursuit Tri Short delivers comfort, durability and a great fit. The SELECT Tri Short is ideal for both training and racing for all levels of triathletes.

- SELECT Transfer Dry fabric sets the benchmark for compression and moisture transfer
- Flatlock seams provide superior abrasion resistance
- Plush elastic silicone leg gripper
- Stretch draw cord for superior comfort and fit
- One easy access envelope pocket
- Tri quick-dry chamois
- BioViz™ reflective elements for low-light visibility
- 8.5" inseam (size medium)

XS-XXL FORM FIT

88% nylon 12% LYCRA® elastane/UPF 50+



BLACK - 021



BLACK / TRUE RED - 2FK



MEN'S

ELITE

SELECT

FOOTWEAR

13111606
ELITE PURSUIT TRI SPEED SUIT \$170



Black / True Red - 2FK

13111601
ELITE PURSUIT TRI SUIT \$145



Black / Bel Air Blue - 5KS



Black / True Red - 2FK

13121704
ELITE PURSUIT TRI SINGLET \$80 **NEW**



Bel Air Blue / Blue Depths - 5KK



True Red / Chili Pepper - 3EE

13111602
ELITE PURSUIT TRI SHORT \$85



Black - 021



Black / True Red - 2FK

13121304
ELITE IN-R-COOL® LTD TRI SINGLET \$85



Bel Air Blue Rush - 5ND



Vaporize True Red - 5PE

13111304
ELITE IN-R-COOL® LTD TRI SHORT \$90



Vaporize True Red - 5PE



Bel Air Blue Rush - 5ND

13111604
SELECT PURSUIT TRI SUIT \$90



Black / True Red - 2FK



Bel Air Blue / Black - 5KT

13121604
SELECT PURSUIT TRI SL JERSEY \$50



Bel Air Blue / Blue Depths - 5KK



True Red / Chili Pepper - 3EE

13121603
SELECT PURSUIT TRI SINGLET \$65



Black - 021



Bel Air Blue / Black - 5KT



True Red / Black - 3DM

13111605
SELECT PURSUIT TRI SHORT \$65



Black - 021



Black / True Red - 2FK

15317001
Tri Fly P.R.O. v3 \$350



Lime Punch / Black - 4XH

15117002
Tri Fly ELITE v6 \$225 **NEW**



White / Black - 509

15117003
Tri Fly SELECT v6 \$100 **NEW**



Black / Shadow Grey - 2FJ

16115004
TRI N1 V2 \$125



Lime Punch / Black - 4XH

16115005
TRI N2 v2 \$130



Red Orange / Lime Punch - 4XV

WOMEN'S

13221703
W ELITE PURSUIT TRI TANK \$85



Atomic Red Whirl - 5KJ Dazzling Blue / Atlantis - 5KL Black / Screaming Pink - 4SD

13221304
W ELITE IN-R-COOL® LTD TRI SINGLET \$85



Crystalized Screaming Pink - 5NJ Vaporize Dazzling Blue - 5NM

13211603
W ELITE PURSUIT TRI HALF SHORT \$85



Black / Atomic Red Whirl - 5KI Black / Screaming Pink - 4SD Black - 021

13211602
W ELITE PURSUIT TRI SHORT \$90



Black / Screaming Pink - 4SD Black / Atomic Red Whirl - 5KI Black - 021

13211304
W ELITE IN-R-COOL® LTD TRI SHORT \$90



Crystalized Screaming Pink - 5NJ Vaporize Dazzling Blue - 5NM

13211704
W ELITE PURSUIT TRI SUIT \$145 **NEW**



Black / Atomic Red Whirl - 5KI Black / Screaming Pink - 4SD Dazzling Blue / Atlantis - 5KL

13221604
W SELECT PURSUIT TRI TANK \$65



Black / Dazzling Blue - 4DU Black / Screaming Pink - 4SD

13221605
W SELECT PURSUIT TRI SL JERSEY \$50



Black / Screaming Pink - 4SD Black / Dazzling Blue - 4DU

13211605
W SELECT PURSUIT TRI SHORT \$65



Black / Screaming Pink - 4SD Black - 021

13211604
W SELECT PURSUIT TRI SUIT \$90



Black / Dazzling Blue - 4DU Black / Screaming Pink - 4SD

15217002
W Tri Fly ELITE v6 \$225 **NEW**



White / Silver - 223

15217003
W Tri Fly SELECT v6 \$100 **NEW**



White / Shadow Grey - 21Z

16215004
W TRI N1 v2 \$125



Clementine / Rouge Red - 5CH

16215005
W TRI N2 v2 \$130



Sky Blue / Aqua Mint - 5CB

ESSENTIALS



14161701
PURSUIT HAT **NEW**

MSRP \$25



Ingenious venting in the bill evaporates sweat quickly. Easy fit with a barely there feel, makes this hat a must for warm weather runs.

- Mesh fabric and open-frame bill offer superior breathability
- Reflective elements for low-light visibility
- Stretch fit elastic band is comfortable and low profile

ONE SIZE

100% polyester



BLACK - 021



ECLIPSE BLUE - 5IH



CHILI PEPPER - 2VC

14261701
W PURSUIT HAT **NEW**

MSRP \$25



All of the same features as the Pursuit Hat with a women's specific fit.

ONE SIZE

100% polyester



SMOKED PEARL - 5FF



GREEN SPRUCE - 5IH



SCREAMING PINK - 4SS

14161702
PURSUIT VISOR **NEW**

MSRP \$22



Ingenious venting in the bill evaporates sweat quickly. Easy fit with a barely there feel, makes this hat a must for warm weather runs.

- Mesh fabric and open-frame bill offer superior breathability
- Reflective elements for low-light visibility
- Stretch fit elastic band is comfortable and low profile

ONE SIZE

100% polyester



BLACK - 021



CHILI PEPPER - 2VC



ECLIPSE BLUE - 5IH

14261702
W PURSUIT VISOR **NEW**

MSRP \$22



All of the same features as the Pursuit Visor with a women's specific fit.

ONE SIZE

100% polyester



SMOKED PEARL - 5FF



SCREAMING PINK - 4SS



GREEN SPRUCE - 5IH

14361504
TRANSFER LITE HEADBAND

MSRP \$12



Keep sweat from your eyes and sunglasses with this lightweight, quick-drying headband.

- P.R.O. Transfer Dry fabric powered by 37.5 Minerale™ provides optimal moisture transfer, dry time and odor absorption
- Reflective elements for low-light visibility

ONE SIZE

Outside: 70% 37.5 Minerale™ polyester 27% polyester 3% elastane
Inside: 65% 37.5 Minerale™ polyester 23% polyester 12% elastane



WHITE - 508



BLACK - 021



SCREAMING PINK - 455

14361608 THERMAL RUN HAT

MSRP \$25



This thermal hat blends function and fashion for every cold weather outing.

- Thermal Dry fabric provides optimal moisture transfer, dry time and odor absorption with warmth
- Reflective elements for low-light visibility

ONE SIZE

Thermal: 100% polyester



BLACK - 021



SCREAMING YELLOW - 428



AQUA MINT - 4VT



SMOKED PEARL - 5FF



SCREAMING YELLOW - 428

14361610 THERMAL NECK GAITER

MSRP \$25



A favorite piece around the office, this gaiter protects your face and neck and from winter chill, and it will quickly become your go to for cold weather riding.

- P.R.O. Thermal Dry fabric provides optimal moisture transfer, dry time and odor absorption with warmth
- Draw cord allows for a snug fit around face, or conversion into a hat
- Reflective elements for low-light visibility

ONE SIZE

Main: 90% polyester 10% elastane



BLACK - 021



WHITE - 508

14361502 IN-R-COOL® SKULL CAP

MSRP \$22



Engineered lightweight quick-drying comfort in a cap tailored to tuck unnoticed under your helmet.

- P.R.O. Transfer Dry and Transfer Lite fabrics powered by 37.5 Minerale™ provide optimal moisture transfer, dry time and odor absorption
- Lightweight elastic band for secure fit
- Anatomic paneling for a performance fit

ONE SIZE

Center panel: 65% 37.5 Minerale™ polyester 23% polyester 12% elastane
Sides: 70% 37.5 Minerale™ polyester 27% polyester 3% elastane



BLACK - 021

14361603
BARRIER HEADBAND

MSRP \$25



An ergonomically contoured layer of warmth, with a wind resistant front panel for added protection.

- P.R.O. Barrier fabric panel on forehead provides lightweight wind protection and water resistance
- P.R.O. Thermal Dry fabric provides optimal moisture transfer, dry time and odor absorption with warmth
- Low profile ponytail port allows for long hair
- Reflective elements for low-light visibility

ONE SIZE

Barrier Front Panel: 100% polyester
Thermal: 90% polyester 10% elastane



SCREAMING YELLOW - 428



BLACK - 021

14361604
THERMAL HEADBAND

MSRP \$25



An ergonomically contoured layer of under-helmet warmth, minus any added bulk.

- P.R.O. Thermal Dry fabric provides optimal moisture transfer, dry time and odor absorption with warmth
- Low profile ponytail port allows for long hair
- Reflective elements for low-light visibility

ONE SIZE

Main: 90% polyester 10% elastane



SCREAMING YELLOW - 428



BLACK - 021

14361601
BARRIER SKULL CAP

MSRP \$30



A snug and streamlined full head cover with a wind resistant front panel to keep you warm in the thick of winter.

- P.R.O. Barrier fabric panel on forehead provides lightweight wind protection and water resistance
- P.R.O. Thermal Dry fabric provides optimal moisture transfer, dry time and odor absorption with warmth
- Low profile ponytail port allows for long hair
- Reflective elements for low-light visibility

ONE SIZE

Barrier front panel: 100% polyester
Thermal: 90% polyester 10% elastane



BLACK - 021



BLACK - 021

14361602 THERMAL SKULL CAP

MSRP \$25



A snug and streamlined full head cover to keep you warm in the thick of winter.

- P.R.O. Thermal Dry fabric provides optimal moisture transfer, dry time and odor absorption with warmth
- Reflective elements for low-light visibility
- Low profile ponytail port allows for long hair

ONE SIZE

Main: 90% polyester 10% elastane



BLACK - 021

14361605 BARRIER BALACLAVA

MSRP \$35



An innovation in versatile wind and water resistant head protection, made to battle brutal conditions yet provide easy temperature regulation – or quick access when you need to talk.

- Adjustable face panel allows for easy temperature regulation
- P.R.O. Barrier fabric panel on forehead provides lightweight wind protection and water resistance
- P.R.O. Thermal Dry fabric provides optimal moisture transfer, dry time and odor absorption with warmth
- Reflective elements for low-light visibility

ONE SIZE

Barrier front panel: 100% polyester
Thermal: 90% polyester 10% elastane



BLACK - 021

14361606 THERMAL BALACLAVA

MSRP \$30



An innovation in versatile winter weather head protection, made to battle brutal conditions yet provide easy temperature regulation – or quick access when you need to talk.

- Adjustable face panel allows for easy temperature regulation
- P.R.O. Thermal Dry fabric provides optimal moisture transfer, dry time and odor absorption with warmth
- Reflective elements for low-light visibility

ONE SIZE

Main: 90% polyester 10% elastane

14341509
P.R.O. BARRIER WXB GLOVE

MSRP \$100



Our premium waterproof shell gloves keep the wet out and the warmth in, making them a perfect choice for cool, rainy runs; or add our Thermal Lite Glove liner in the thick of winter.

- P.R.O. Barrier WxB powered by Outdry® provides optimal water protection by bonding the waterproof, breathable membrane directly to the external layer of the glove
- AX Suede G-Series Grid WR palm offers superior grip on wet surfaces
- Light fleece lined interior
- Anatomic fit maximizes finger dexterity
- Hook and loop closure for perfect fit
- Reflective elements for low-light visibility

XS-XXL

Back of Hand: 74% nylon 14% elastane 12% polyester
Palm: 80% nylon 20% polyurethane



BLACK - 021

14341402
THERMAL LITE GLOVE

MSRP \$20



A top seller, these lightweight unisex gloves are ideal on their own in cool weather; or use them as liners under our P.R.O. Barrier WxB Gloves in truly cold temperatures.

- P.R.O. Thermal Lite fabric provides optimal warmth in mild conditions
- Silicone screened fingertips for a performance grip
- Reflective elements for low-light visibility
- Lightweight and packable

XS-XXL

Main: 96% polyester 4% elastane



BLACK - 021

14341401
SHINE WIND MITT

MSRP \$35



Thermal gloves crafted for cool temperatures, with built-in wind mitts for extra protection from the elements.

- P.R.O. Thermal Lite fabric provides optimal warmth in mild conditions
- Stowable mitt keeps fingers out of the wind
- Conductive synthetic leather on index finger and thumb works with touch screen devices
- Reflective elements for low-light visibility

XS-XXL

Main: 95% polyester 5% elastane
Mitt: 100% polyester



BLACK - 021



BLACK - 021



14141608 ESCAPE THERMAL GLOVE

MSRP \$30



You'll obsess over the smooth, supple, yet exceptionally durable fabric of these gloves, ideal for cycling, running or anytime you need lightweight warmth.

- Conductive synthetic leather on index finger and thumb works with touch screen devices
- Wool-like synthetic leather palm
- Soft fleece wiping surface on thumb
- Reflective elements for low-light visibility

S-XXL

Palm: 80% polyester 20% polyurethane
Back of Hand: 100% polyester



SCREAMING YELLOW - 428



BLACK - 021



14241608 W ESCAPE THERMAL GLOVE

MSRP \$30



You'll obsess over the smooth, supple, yet exceptionally durable fabric of these gloves, ideal for cycling, running or anytime you need lightweight warmth.

- Women's specific fit
- SELECT Thermal fabric provides optimal insulation, moisture transfer, dry time and odor resistance
- Conductive synthetic leather on index finger and thumb works with touch screen devices
- Wool-like synthetic leather palm
- Soft fleece wiping surface on thumb
- Reflective elements for low-light visibility

S-XXL

Palm: 80% polyester 20% polyurethane
Back of Hand: 100% polyester



SCREAMING YELLOW - 428

14371401
P.R.O. SOFTSHELL ARM WARMER

MSRP \$50



An arm-warming layer engineered for exceptional wind and water protection and anatomic comfort.

- P.R.O. Softshell fabric provides optimal wind protection and water resistance
- Thermal Fleece provides optimal warmth, dry time and odor absorbency
- Anatomic left and right arm-specific fit
- Plush wide elastic binding with silicone gripper for a stay-up fit
- Reflective elements for low-light visibility

XS-XL

Barrier: 55% polyester 30% nylon 15% elastane
Thermal: 56% nylon 30% polyester 14% elastane



BLACK - 021

14371510
ELITE THERMAL ARM WARMER

MSRP \$35



An essential for cool weather riding, our best-selling arm warmers combine an anatomically contoured fit with thermal comfort.

- ELITE Thermal Fleece panels provides superior warmth, stretch and recovery
- Anatomic left and right arm-specific fit
- Plush wide elastic binding with silicone gripper for a stay-up fit
- Reflective elements for low-light visibility

XS-XL

14271601
W ELITE THERMAL ARM WARMER

All the same features of the ELITE Thermal Arm Warmer with a women's specific fit.

XS-L

56% nylon 30% polyester 14% elastane



SCREAMING YELLOW - 428



BLACK - 021



SCREAMING PINK - 455



BLACK - 021

14371503
SUN SLEEVES

MSRP \$30



Engineered for skin-cooling coverage and a barely there feel, our Sun Sleeves deliver UV protection with no need to reapply.

- In-R-Cool® technology to provide optimal skin-cooling effect and moisture management when you perspire
- ELITE Transfer fabric with UPF 50+ Sun Protection and Ice-fit®
- Reflective elements for low-light visibility
- Easy slip on fit

XS-XL

Main: 91% polyester 9% elastane



WHITE - 536



BLACK - 021



WHITE - 508

BLACK - 021

**14151602
P.R.O. TALL SOCK**

MSRP \$20



The choice of the BMC pro team, these socks offer performance-boosting compression that's graduated from bottom to top.

- P.R.O. Transfer yarns provide superior moisture transfer
- Graduated compression for improved performance and slip-free fit
- Flat toe seam construction provides superior comfort over toes
- Tall cuff height

M-XL

95% nylon 5% elastane



BLACK - 021

WHITE - 508

**14251602
W P.R.O. TALL SOCK**

MSRP \$20



The sister sock to the BMC pro team's favorite men's design, these socks offer performance-boosting compression that's graduated from bottom to top.

S-L

95% nylon 5% elastane



BLACK - 021



WHITE - 508



BLACK - 021

WHITE - 508

**14151601
P.R.O. SOCK**

MSRP \$20



The choice of the BMC pro team, these socks offer performance-boosting compression that's graduated from bottom to top.

- P.R.O. Transfer yarns provide superior moisture transfer
- Graduated compression for improved performance and slip-free fit
- Flat toe seam construction provides superior comfort over toes
- Regular cuff height

M-XL

95% nylon 5% elastane

**14251601
W P.R.O. SOCK**

MSRP \$20



The sister sock to the BMC pro team's favorite men's design, these socks offer performance-boosting compression that's graduated from bottom to top.

S-L

95% nylon 5% elastane



BLUE DEPTHS
STREAMLINE - 5LY



DRIFT ECLIPSE BLUE
- 5LZ



ASCEND
SCREAMING YELLOW - 5MA



PI CORE BLACK - 4YA



PI CORE WHITE - 4YB



PI CORE RED - 4YC

**14151405
ELITE SOCK**

MSRP \$14



Go-to socks for everyday performance, with engineered fit and features to keep your feet comfortable and dry.

- ELITE Transfer yarns provide superior moisture transfer
- Flat toe seam construction provides superior comfort over toes
- Anatomic arch compression for a performance fit
- Mesh ventilation over top of foot
- Standard cuff height

M-XL

69% polyester 27% nylon 4% elastane

**14251401
W ELITE SOCK**

MSRP \$14



Go-to socks for everyday performance, with engineered fit and features to keep your feet comfortable and dry.

S-LG

69% polyester 27% nylon 4% elastane



ATLANTIS STREAMLINE
- 5JX



BLUE STEEL
HERRINGBONE STRIPE - 5JY



MIST GREEN HATCH - 5NY



PI CORE BLACK - 4YA



PI CORE WHITE - 4YB



PI CORE
SCREAMING PINK - 5JW

14151402
ELITE LOW SOCK

MSRP \$14



Go-to socks for everyday performance, with engineered fit and features to keep your feet comfortable and dry.

- ELITE Transfer yarns provide superior moisture transfer
- Flat toe seam construction provides superior comfort over toes
- Anatomic arch compression for a performance fit
- Mesh ventilation over top of foot
- Low cuff height

M-XL



DRIFT ECLIPSE BLUE - 5LZ ASCEND SCREAMING YELLOW - 5MA PI CORE BLACK - 4YA PI CORE WHITE - 4YB PI CORE RED - 4YC BLUE DEPTHS STREAMLINE - 5LY

14251402
W ELITE LOW SOCK

MSRP \$14



S-LG
9% polyester 27% nylon 4% elastane



BLUE STEEL HERRINGBONE STRIPE - 5JY MIST GREEN HATCH - 5NY PI CORE BLACK - 4YA PI CORE WHITE - 4YB PI CORE SCREAMING PINK - 5JW ATLANTIS STREAMLINE - 5JX

14351401
ELITE TALL SOCK

MSRP \$15



Go-to socks for everyday performance, with engineered fit and features to keep your feet comfortable and dry.

- ELITE Transfer yarns provide superior moisture transfer
- Flat toe seam construction provides superior comfort over toes
- Anatomic arch compression for a performance fit
- Mesh ventilation over top of foot
- Tall 19.5 cm cuff height
- Unisex sizing

S-XL

69% polyester 27% nylon 4% elastane



DRIFT ECLIPSE BLUE - 5LZ ASCEND SCREAMING YELLOW - 5MA PI CORE BLACK - 4YA PI CORE WHITE - 4YB PI CORE RED - 4YC BLUE DEPTHS STREAMLINE - 5LY

14251701W
SILK LITE SOCK



MSRP \$13



The silky soft touch and seamless construction of these socks provide exceptional comfort, with vibrant colors to pair with all our women's gear.

- ELITE Transfer yarns provide superior moisture transfer and silky feel
- Flat toe seam construction provides superior comfort over toes
- Anatomic arch compression for a performance fit
- Mesh ventilation over top of foot
- Low cuff height

S-LG

98% nylon 2% elastane



WHITE - 50B POPPY RED - 5IB DAZZLING BLUE - 4CT GREEN SPRUCE - 5IH



BLACK - 021

SHADOW GREY - 136

**14351503
ELITE TALL WOOL SOCK**

MSRP \$17



A clear-cut favorite in cold conditions for their engineered fit, comfort and insulating performance, even when wet.

- ELITE Transfer Merino wool yarns provide superior moisture transfer and insulation
- Flat toe seam construction provides superior comfort over toes
- Anatomic arch compression for a performance fit
- Mesh ventilation over top of foot
- Tall 19.5 cm cuff height
- Unisex sizing

S-XL

49% Merino wool 48% nylon 3% elastane



BLACK - 021

SHADOW GREY - 136

**14351502
ELITE THERMAL WOOL SOCK**

MSRP \$20



A clear-cut favorite in cold conditions for their engineered fit, comfort and insulating performance, even when wet.

- ELITE Transfer Merino wool yarns provide superior moisture transfer and insulation
- Strategic cushioning under foot
- Flat toe seam construction provides superior comfort over toes
- Anatomic arch compression for a performance fit
- Tall 21.5 cm cuff height
- Unisex sizing

S-XL

67% Merino wool 30% nylon 3% elastane



BLACK - 021

SHADOW GREY - 136

**14151510
ELITE WOOL SOCK**

MSRP \$16



A clear-cut favorite in cool conditions for their engineered fit, comfort and insulating performance, even when wet.

- ELITE Transfer Merino wool yarns provide superior moisture transfer and insulation
- Flat toe seam construction provides superior comfort over toes
- Anatomic arch compression for a performance fit
- Mesh ventilation over top of foot
- Standard cuff height

M-XL



LIMESTONE - 2PE

SHADOW GREY - 136

**14251509
W ELITE WOOL SOCK**

MSRP \$16



S-LG

51% nylon 46% Merino wool 3% elastane



BLACK - 021

SHADOW GREY - 136

**14151511
ELITE LOW WOOL SOCK**

MSRP \$16



A clear-cut favorite for their engineered fit, comfort and insulating performance, even when wet.

- ELITE Transfer Merino wool yarns provide superior moisture transfer and insulation
- Flat toe seam construction provides superior comfort over toes
- Anatomic arch compression for a performance fit
- Mesh ventilation over top of foot
- Low cuff height

M-XL



LIMESTONE - 2PE

SHADOW GREY - 136

**14251510
W ELITE LOW WOOL SOCK**

MSRP \$16



S-L

51% nylon 46% Merino wool 3% elastane



14151708
ATTACK SOCK **NEW**

MSRP \$10



Comfort-driven construction and durability – plus vivid high visibility colors – make these lightweight socks a perfect choice for warm weather performance.

- SELECT Transfer yarns provide the benchmark in moisture transfer
- Flat toe seam construction provides superior comfort over toes
- Mesh ventilation over top of foot
- Standard cuff height

M-XL

14151706
ATTACK SOCK 3-PACK **NEW**

MSRP \$25



61% polyester 35% nylon 4% elastane



BLACK - 021

SCREAMING YELLOW - 428



WHITE - 508

14151704
ATTACK LOW SOCK **NEW**

MSRP \$10



Comfort-driven construction and durability – plus vivid high visibility colors – make these lightweight socks a perfect choice for warm weather performance.

- SELECT Transfer yarns provide the benchmark in moisture transfer
- Flat toe seam construction provides superior comfort over toes
- Mesh ventilation over top of foot
- Low cuff height

M-XL

14151707
ATTACK LOW SOCK 3-PACK **NEW**

MSRP \$25



63% polyester 33% nylon 4% elastane



WHITE - 508

BLACK - 021



SCREAMING YELLOW - 428

14251703
W ATTACK LOW SOCK **NEW**

MSRP \$10



Comfort-driven construction and durability – plus vivid high visibility colors – make these lightweight socks a perfect choice for warm weather performance.

- SELECT Transfer yarns provide the benchmark in moisture transfer
- Flat toe seam construction provides superior comfort over toes
- Mesh ventilation over top of foot
- Low cuff height

S-L

14251705
W ATTACK LOW SOCK 3-PACK **NEW**

MSRP \$25



63% polyester 33% nylon 4% elastane



WHITE - 508

BLACK - 021



SCREAMING PINK - 455

14151705
ATTACK NO SHOW SOCK **NEW**

MSRP \$10



Comfort-driven construction and durability make these lightweight socks a perfect choice for warm weather performance.

- SELECT Transfer yarns provide the benchmark in moisture transfer
- Flat toe seam construction provides superior comfort over toes
- Mesh ventilation over top of foot
- No show cuff height

M-XL

14151703
ATTACK NO SHOW 3-PACK **NEW**

MSRP \$25



64% polyester 34% nylon 2% elastane



SCREAMING YELLOW - 428



WHITE - 508

BLACK - 021

14251704
W ATTACK NO SHOW SOCK **NEW**

MSRP \$10



Comfort-driven construction and durability make these lightweight socks a perfect choice for warm weather performance.

- SELECT Transfer yarns provide the benchmark in moisture transfer
- Flat toe seam construction provides superior comfort over toes
- Mesh ventilation over top of foot
- No show cuff height

S-LG

14251702
W ATTACK NO SHOW SOCK 3-PACK **NEW**

MSRP \$25



64% polyester 34% nylon 2% elastane



SCREAMING PINK - 45S



WHITE - 508

BLACK - 021

14351701
ATTACK TALL SOCK **NEW**

MSRP \$10



Comfort-driven construction and durability – plus vivid high visibility colors – make these lightweight socks a perfect choice for warm weather performance.

- SELECT Transfer yarns provide the benchmark in moisture transfer
- Flat toe seam construction provides superior comfort over toes
- Mesh ventilation over top of foot
- Tall cuff height

S-XL

14351702
ATTACK TALL 3-PACK **NEW**

MSRP \$25



64% polyester 34% nylon 2% elastane



WHITE - 508



SCREAMING YELLOW - 428

SCREAMING PINK - 45S

BLACK - 021



HEADWEAR

14361605
BARRIER BALACLAVA \$35



BLACK - 021



14361606
THERMAL BALACLAVA \$30



BLACK - 021



14361601
BARRIER SKULL CAP \$30



BLACK - 021



14361602
THERMAL SKULL CAP \$25



BLACK - 021



14361610
THERMAL NECK GAITER \$25



BLACK - 021 SCREAMING YELLOW - 428



GLOVES

UNISEX

14341402
Thermal Lite Glove \$20



BLACK - 021



14341401
Shine Wind Mitt \$35



BLACK - 021



14341509
P.R.O. Barrier WxB Glove \$100



BLACK - 021



14361603
BARRIER HEADBAND \$25



BLACK - 021 SCREAMING YELLOW - 428



14361604
THERMAL HEADBAND \$25



BLACK - 021 SCREAMING YELLOW - 428



MEN'S

14141608
Escape Thermal Glove \$30



SCREAMING YELLOW - 428 BLACK - 021



WOMEN'S

14241608
W Escape Thermal Glove \$30



BLACK - 021 SCREAMING YELLOW - 428



14361502
IN-R-COOL® SKULL CAP \$22



WHITE - 508 BLACK - 021



14361504
TRANSFER LITE HEADBAND \$12



BLACK - 021 WHITE - 508



ARMWARMERS

14371401
P.R.O. SOFTSHELL ARM WARMER \$50



BLACK - 021



14371503
SUN SLEEVES \$30



WHITE - 536 BLACK - 021



14361608
THERMAL RUN HAT \$25



SCREAMING PINK - 45S BLACK - 021 SCREAMING YELLOW - 428 AQUA MINT - 4VT SMOKED PEARL - 5FF



MEN'S

14371510
ELITE THERMAL ARM WARMER \$35



SCREAMING YELLOW - 428 BLACK - 021



WOMEN'S

14271601
W ELITE THERMAL ARM WARMER \$35



BLACK - 021 SCREAMING PINK - 45S



MEN'S

14161701
PURSUIT HAT \$25 **NEW**



CHILI PEPPER - 2VC



14161702
PURSUIT VISOR \$22 **NEW**



CHILI PEPPER - 2VC



14261701
W PURSUIT HAT \$25 **NEW**



SCREAMING PINK - 45S



WOMEN'S

14261702
W PURSUIT VISOR \$22 **NEW**



SCREAMING PINK - 45S



ECLIPSE BLUE - 5IN BLACK - 021



ECLIPSE BLUE - 5IN BLACK - 021



SMOKED PEARL - 5FF GREEN SPRUCE - 5IH



SMOKED PEARL - 5FF GREEN SPRUCE - 5IH

SOCKS

MEN'S

14151602
P.R.O. TALL SOCK \$20



BLACK - 021 WHITE - 508

14151601
P.R.O. SOCK \$20



BLACK - 021 WHITE - 508

14151405
ELITE SOCK \$14



DRIFT ECLIPSE BLUE - 5LZ ASCEND SCREAMING YELLOW - 5MA PI CORE BLACK - 4YA PI CORE RED - 4YC PI CORE WHITE - 4YB BLUE DEPTHS STREAMLINE - 5LY

14151402
ELITE LOW SOCK \$14



DRIFT ECLIPSE BLUE - 5LZ ASCEND SCREAMING YELLOW - 5MA PI CORE BLACK - 4YA PI CORE RED - 4YC PI CORE WHITE - 4YB BLUE DEPTHS STREAMLINE - 5LY

14351401
ELITE TALL SOCK \$15



DRIFT ECLIPSE BLUE - 5LZ ASCEND SCREAMING YELLOW - 5MA PI CORE BLACK - 4YA PI CORE RED - 4YC PI CORE WHITE - 4YB BLUE DEPTHS STREAMLINE - 5LY

14151510
ELITE WOOL SOCK \$16



BLACK - 021 SHADOW GREY - 136

14151511
ELITE LOW WOOL SOCK \$16



BLACK - 021 SHADOW GREY - 136

14351503
ELITE TALL WOOL SOCK \$17



BLACK - 021 SHADOW GREY - 136

14351502
ELITE THERMAL WOOL SOCK \$20



BLACK - 021 SHADOW GREY - 136

WOMEN'S

14251602
W P.R.O. TALL SOCK \$20



WHITE - 508 BLACK - 021

14251601
W P.R.O. SOCK \$20



WHITE - 508 BLACK - 021

14251401
W ELITE SOCK \$14



BLUE STEEL HERRINGBONE STRIPE - 5JY MIST GREEN HATCH - 5NY PI CORE BLACK - 4YA PI CORE WHITE - 4YB PI CORE SCREAMING PINK - 5JW ATLANTIS STREAMLINE - 5JX

14251402
W ELITE LOW SOCK \$14



BLUE STEEL HERRINGBONE STRIPE - 5JY MIST GREEN HATCH - 5NY PI CORE BLACK - 4YA PI CORE WHITE - 4YB PI CORE SCREAMING PINK - 5JW ATLANTIS STREAMLINE - 5JX

14251701W
SILK LITE SOCK \$13 **NEW**



WHITE - 508 POPPY RED - 5IB DAZZLING BLUE - 4CT GREEN SPRUCE - 5IH

14251509
W ELITE WOOL SOCK \$16



SHADOW GREY - 136 LIMESTONE - 2PE

14251510
W ELITE LOW WOOL SOCK \$16



SHADOW GREY - 136 LIMESTONE - 2PE

14251703
W ATTACK LOW SOCK \$10 **NEW**




WHITE - 508 BLACK - 021 SCREAMING PINK - 4SS

14251704
W ATTACK NO SHOW SOCK \$10 **NEW**



WHITE - 508 BLACK - 021 SCREAMING PINK - 4SS

14251705
W ATTACK LOW SOCK 3-PACK \$25



WHITE - 508 BLACK - 021 SCREAMING YELLOW - 428

14251702
W ATTACK LOW SOCK 3-PACK \$25



WHITE - 508 BLACK - 021 SCREAMING YELLOW - 428

14151708
ATTACK SOCK \$10 **NEW**



WHITE - 508 BLACK - 021 SCREAMING YELLOW - 428

14151704
ATTACK LOW SOCK \$10 **NEW**



WHITE - 508 BLACK - 021 SCREAMING YELLOW - 428

14151705
ATTACK NO SHOW SOCK \$10 **NEW**




WHITE - 508 BLACK - 021 SCREAMING YELLOW - 428

14351701
ATTACK TALL SOCK \$10 **NEW**



WHITE - 508 BLACK - 021 SCREAMING YELLOW - 428

14151706
ATTACK SOCK 3-PACK \$25 **NEW**



STAND OUT TOGETHER

Pearl Izumi's Custom division is dedicated to delivering custom-crafted designs that help your club or team stand out from the crowd. Our custom-sublimated RUN, RIDE and TRI apparel options incorporate Pearl Izumi premium fabrics and technologies, plus graphic designs developed with our expert in-house team. We work from scratch, or transform your existing logo, color palette and concept into stunning design language uniquely suited to your needs.

Explore all that Pearl Izumi Custom has to offer and wear the same performance apparel the world's top pros wear—with a personalized design punch, tailor-made for your club or team.

See the full custom product line:
pearlizumicustom.com



PEARL IZUMI
CUSTOM



2016 CHAMPION GEAR







I will endure. I will enjoy.

I shall only partake in this crazy sport I love, because I love it.

And I will quit when I quit loving it.

I am a representative of this sport.

As such, I will do my part to take the "ass" out of ambassador.

No matter how goofy somebody looks, I shall not mock.

But I will mock myself. Often.

I may even crack a smile.

I will wave at everyone I see.

When my wave is not returned, I will not shake my head.

Because I do not know what's going on in theirs.

I will be inclusive. Even of the exclusive.

I will encourage the beginner, the professional and everyone in between.

I will place joy above performance, use my fingers for peace, not profanity,

and I will focus on the scenery more than the scene.

I will not be stupid. I understand that cars are bigger and faster.

But I also know that cars are not my enemy. Just as I know that I am not theirs.

Whatever my jersey may say, I know we're all on the same team.

Because we're all on the same team.

And when I'm suffering the most, I will remember that this is not life or death.

Even if it is my life.

ENDURE & ENJOY



Signature

Date

PearlIzumi.com / ThePact

YOUR RUN CHAMPIONS!



Chuck Sanson
Director of Run Sales
csanson@pearlizumi.com
P: 303.464.6119

Favorite Product
Road N3



Emelie Ortiz
Global Marketing Manager
eortiz@pearlizumi.com
P: 303.464.6253

Favorite Product
Escape Shrug



Kelly Davidson
Product Line Manager
Run | Tri Apparel
kdavidson@pearlizumi.com
P: 303.464.6137

Favorite Product
Pursuit Barrier Hoody



Mike Thompson
Sr. Product Line Manager
Run | Ride Footwear
mthompson@pearlizumi.com
P: 303.464.6128

Favorite Product
Fly Endurance Short



Alex Strouthopoulos
Product Line Manager
Essentials | MTB
astrouthopoulos@pearlizumi.com
P: 303.464.6300

Favorite Product
Pursuit Hat



Kia Thomas
National Run Sales Manager
kthomas@pearlizumi.com
C: 407.259.9633

Favorite Product
Road N1 v3



Tyler Blake
Run Service Rep
tblake@pearlizumi.com
P: 1.800.423.2420 x 212

Favorite Product
Trail N1 v3



Ryan Swanson
Run Service Rep
rswanson@pearlizumi.com
P: 1.800.423.2420 x 010

Favorite Product
Trail M2 v2



Brian St. Onge
Run Service Rep
bstonge@pearlizumi.com
P: 1.800.423.2420 x 216

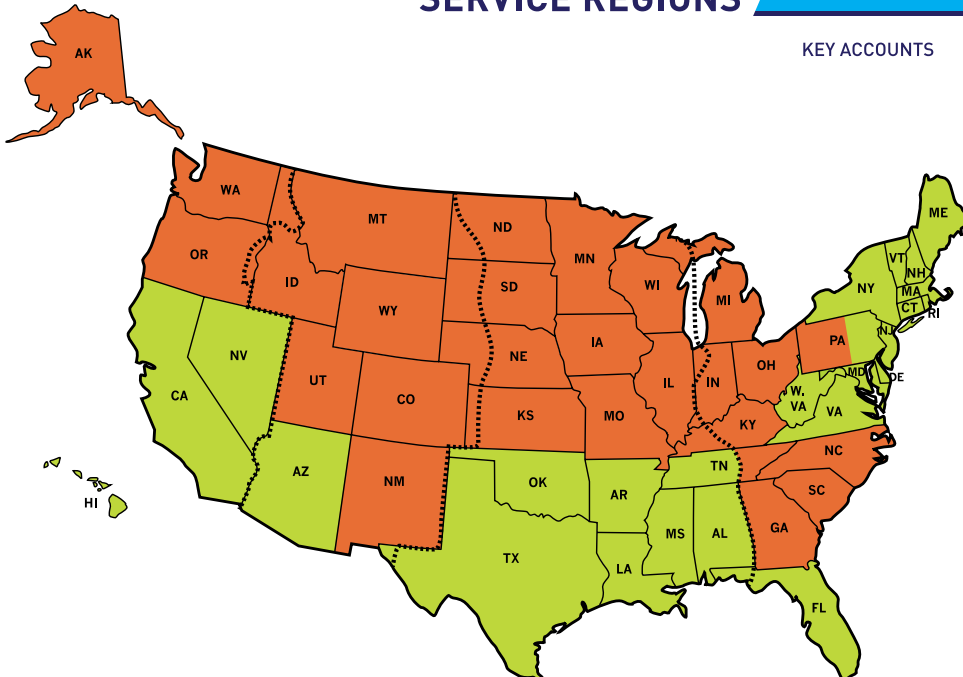
Favorite Product
Trail N3

RUN INSIDE SALES SERVICE REGIONS

TYLER BLAKE

BRIAN ST. ONGE

RYAN SWANSON



KEY ACCOUNTS

MID ATLANTIC

NY, NJ, E. PA
Katie Sullivan
781-572-6420
DE, DC, MD,
VA, W. VA
TBD

NEW ENGLAND

VT, NH, ME
Curt Johnston
603-773-9374
MA, CT, RI
Matt Bearce
508-328-6007

SOUTHWEST

S. CA, HI
Conor Fournier
415-516-5596
N. CA, NV
Charles Klinger
813-765-0203
AZ
Tiffany Skoyen
480-766-3249

SOUTH CENTRAL

TX, OK
Nathaniel Friedman
501-658-3795

SOUTHEAST

AR, LA, W. TN,
MS, AL
Dave Milner
615-513-7327

SOUTHEAST

FL
Eric Law
727-430-5191

MOUNTAIN STATES

CO, NM, WY, UT
Rachel Downey
303-884-4706

MIDWEST

KY, OH, S. IN, W. PA
Lori Papes
720-431-7498

MIDWEST

IL, S. MI, N. WI,
N. IN, MO
Paul Sullivan
828-217-0382

MIDWEST

MN, S. WI, N. MI,
ND, SD, IA, NE, KS
Pete Heltne
612-801-4396

NORTHWEST

OR, ID, MT, AK, WA
Dave Cockburn &
Annie Nielson
503-786-5059
Day Frostenson
206-300-0604

SOUTHEAST

GA, NC, SC, E. TN
Kristen McCormick
678-770-1251

SIZE CHARTS - SPRING/SUMMER 2017

Apparel Sizes

MEN'S	apparel				
	S	M	L	XL	XXL
chest	35-37"	38-40"	41-43"	44-46"	47-49"
waist	29-31"	32-34"	35-37"	38-41"	42-45"
hip	35-37"	38-40"	41-43"	44-46"	47-49"
inseam	31.5"	32"	32.5"	33"	33.5"

WOMEN'S	apparel				
	[XS] 0-2	[S] 4-6	[M] 8-10	[L] 12-14	[XL] 16
chest	31-33"	33-35"	35-37"	37.5-40"	40.5-42.5"
waist	23-25"	25-27"	27-29"	29.5-31.5"	32.5-34.5"
hip	33-35"	35-37"	37-39"	39.5-42"	42.5-45"
inseam	29"	29.5"	30"	30.5"	31"

Shoe Sizes

SHOE SIZING MEN																
US	6	6.5	7	7.5	8	8.5	9	9.5	10	10.5	11	11.5	12	12.5	13	14
EU	38.5	39	40	40.5	41	42	42.5	43	44	45	45.5	46	46.5	47	48	49.5
UK	5	5.5	6	6.5	7	7.5	8	8.5	9	9.5	10	10.5	11	11.5	12	13
CM	24	24.5	25	25.5	26	26.5	27	27.5	28	28.5	29	29.5	30	30.5	31	32

SHOE SIZING WOMEN														
US	5	5.5	6	6.5	7	7.5	8	8.5	9	9.5	10	10.5	11	12
EU	35.5	36	37	37.5	38	38.5	39	40	40.5	41	42	42.5	43	44
UK	2.5	3	3.5	4	4.5	5	5.5	6	6.5	7	7.5	8	8.5	9.5
CM	21.5	22	22.5	23	23.5	24	24.5	25	25.5	26	26.5	27	27.5	28.5

Sock Sizes

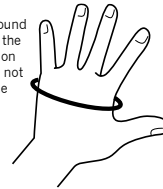
ADULTS	socks			
	S	M	L	XL
US MEN	N/A	6-8	8-10	10+
US WOMEN	5-7	7-9	9+	N/A
EURO	35-38	38.5-41	41-44	44+
UK	2.5-4	4.5-6.5	7-10	10+

Glove Sizes

MEN'S	gloves				
	S	M	L	XL	XXL
INCH	7.25"-8"	8"-8.75"	8.75"-9.5"	9.5"-10.25"	10.25"-11"
CM	18.5cm-20.3cm	20.3cm-22.2cm	22.2cm-24cm	24cm-26cm	26cm-28cm
EUROPE SIZE	7.5-8	8.5-9	9.5-10	10-10.5	11

WOMEN'S	gloves		
	S	M	L
INCH	6.5"-7.25"	7.25"-8"	8"-8.75"
CM	16.5cm-18.4cm	18.4cm-20.3cm	20.3cm-22.2cm
EUROPE SIZE	6.5-7	7.5-8	8.5-9

Measure around the hand at the widest portion of the palm not including the thumb.



Warmer Sizes

UNISEX	arm warmers				
	XS	S	M	L	XL
Arm Length (Shoulder To Wrist With 90° Bend In Arm)	23.5"	24"	24.5"	25.25"	26"
Bicep (Circumference)	12"	12.5"	13"	13.5"	14.25"
Wrist (Circumference)	6.75"	7"	7.25"	7.5"	7.75"

Sun Sleeves / SELECT Lite Arm Warmer

S	M	L
---	---	---

WOMEN'S	arm warmers			
	XS	S	M	L
Arm Length (Shoulder To Wrist With 90° Bend In Arm - measurement taken along OUTSIDE of arm)	22.75"	23.25"	23.75"	24.5"
Bicep (Circumference)	10"	10.5"	11"	11.5"
Wrist (Circumference)	5.5"	5.75"	6"	6.25"

PEARL IZUMI'S LIMITED WARRANTY

PEARL IZUMI® brand product is built to last a lifetime, and this is how long we will stand behind it. PEARL IZUMI® brand product purchased from Pearl Izumi or an authorized dealer is fully warranted to the original owner against defects in materials and workmanship (proof of purchase may be required). If a product fails due to a manufacturing or materials defect, even after extended use, then Pearl Izumi, at its option, will replace or repair it to restore the original function without charge. This limited warranty is not transferable by the original owner. This limited warranty does not include product failures resulting from accidents, misuse, improper care, modifications or normal wear.

Any alteration of PEARL IZUMI® brand products will void warranty coverage. This warranty supersedes all previous warranties. REPAIRS OR REPLACEMENTS AS PROVIDED UNDER THIS WARRANTY ARE THE EXCLUSIVE REMEDY OF THE CONSUMER. PEARL IZUMI SHALL NOT BE LIABLE FOR ANY INCIDENTAL OR CONSEQUENTIAL DAMAGES FOR BREACH OF ANY EXPRESS OR IMPLIED WARRANTY ON THIS PRODUCT. EXCEPT TO THE EXTENT PROHIBITED BY LAW, THIS WARRANTY IS EXCLUSIVE AND IN LIEU OF ALL OTHER EXPRESS AND IMPLIED WARRANTIES WHATSOEVER, INCLUDING BUT NOT LIMITED TO, THE WARRANTY OF MERCHANTABILITY AND FITNESS FOR A PRACTICAL PURPOSE.

Your local Pearl Izumi dealer is the best resource for your cycling, triathlon and running needs, including any warrantable defect in our products. Please visit your dealer for prompt warranty service.

All warranty returns must be insured and shipment costs paid by the shipper. State law requires that apparel products accepted for warranty be clean. Cleaning charges will be assessed when dirty apparel product is received. Please return warranty items to your local authorized Pearl Izumi Dealer or to Pearl Izumi Attn: Warranty Dept, 101 South Taylor Avenue, Louisville, Colorado 80027. Please include your contact information (name, address, phone number, and email address), a dated proof of purchase, and a description of the product defect.

For warranty returns outside of the United States, please contact your local dealer or distributor. We cannot accept warranty shipments from outside of the United States. Send an email inquiry to warranty@pearlizumi.com or refer to the Pearl Izumi website at www.pearlizumi.com to find the closest Pearl Izumi authorized dealer or distributor.

ISSUED PATENTS:

Apparel: D612,583; D623,830; D608,077; CA133357; 136627; 001653023-0001; D515,283; D515,284; D514,774; D515,282; 001982489-0001-0003; U56,817,037; U58,312,568; U57,707,659; U56,565,702; CA144050; 1,437,950; D698,123; 002342154-001; D698,124; 002342162-0001, D746,553.

Gloves: US 6,618,860; US 8,429,765; D611, 227.

Footwear: US 7,770,309; D630,419; D516,784; US 6,922,917; D636,983; D645,652; D611,237; D710,079; D711,083; D709,275; 8,763,279; 8,667,716; D712, 122; D715, 522; D713, 135; D716,529; 8,826,570; NZ 604461; JP 5775572; AU 2010355333; CA 2,767, 779; NZ 604514; AU 2011268142; NZ 615650.

TRADEMARKS:

1:1® LOGO; 3D CHAMOIS®; 4D CHAMOIS®; AEROSENSOR®; AEROSENSOR TRI®; AMFIB®; ATTACK®; BIOVIZ®; CHAMPIONS OF THE HUMAN MACHINE™; ENERGY CELL®; IN-R-COOL®; KISSAKI®; LOBSTER®; MICROSENSOR®; PEARL IZUMI®; PEARL IZUMI LOGO®; PEARL IZUMI (Stylized)®; PEARL IZUMI and Design®; PEARL IZUMI RUN 365®; PEARL IZUMI RIDE 365®; PI (Stylized)®; PI (Logo)®; PI PEARL IZUMI (Logo)®; PROJECT EMOTION®; RIDE 365®; RIDE 365 & Design®; RUN 365®; RUN 365 & Design®; RUN LIKE AN ANIMAL®; SMOOTHIDITY®; SYNCROFLOAT®; SYNCROFRAME®; SYNCROGUIDE®; SYNCROSEARCH®; SYNCROSEEK®; SYNCROSHIFT®; TECHNOLOGY THAT FITS®; ULTRASENSOR®; X-PROJECT®; ZEPHRR®.

Product specifications and details are subject to change without notice.
© 2016 DashAmerica d/b/a Pearl Izumi USA, Inc.

WHERE WE DREAM

WE RUN. WE RIDE. WE TACKLE TRAILS, ROADS, TRIATHLONS AND MOUNTAINTOPS. WE BREATHE DEEP IN THE SHALLOW AIR, SAVORING THE MAJESTY OF OUR MOUNTAIN HOME. WE LIVE, WORK AND PLAY IN COLORADO, TESTING OUR LIMITS AND DREAMING UP DESIGNS TO ENHANCE YOUR ACTIVE ADVENTURES, EVERYWHERE. WE ARE PEARL IZUMI. AND WE'RE HERE FOR YOU.

PEARL izUMi[®]

Pearlizumi.com



DESIGNED IN COLORADO